

Air Conditioner Solutions 2019

SAMSUNG

DIGITAL VARIABLE MULTI (DVM S)

VRF CATALOGUE

SAMSUNG

Nguyen Anh Tan
HP: 0983498598
Email: tan.ng@samsung.com
dvm.aircon@gmail.com

SAMSUNG ELECTRONICS HCMC CE COMPLEX CO.,LTD - HO CHI MINH CITY BRANCH

Hotline 1: 1800 5887 889 (For individual customers)
Hotline 2: 1800 588 890 (For corporate customers)
<https://www.samsung.com/vn/business/air-conditioner-solutions/all-air-conditioner-solutions/>



Samsung

Moving with, and ahead of, our customers

Samsung Air Conditioning

Samsung has been manufacturing air conditioning systems for almost 45 years, utilizing the latest technology and striving to produce the most innovative, efficient and reliable systems on the market today.

At Samsung Electronics, we're committed to helping our customers, partners and employees discover new experiences and possibilities. Across all our businesses, we're inspired by the changing world around us to create new technologies for consumers. From products that are designed to keep pace with how we live our lives to the core components that make it all possible.

This guide has been produced to assist in the selection of the most suitable equipment for today's commercial projects, from Samsung's comprehensive portfolio of 2 and 3-pipe air and water cooled systems, extensive range of indoor unit designs and variety of control options.

Samsung air conditioning has been specified and installed in a wide range of projects and applications in conjunction with other products from the Samsung Electronics product portfolio, including hotel TVs, display screens, CCTV, security systems, wireless networks, mobile devices and Smart Home.

Overseas Industry Leaders – Global Network

Samsung has strong business foundations in more than 75 countries. Through the diverse views and talents of its employees, Samsung can understand and adapt to markets, wherever they operate.



SAMSUNG

SEGMENTATION ON THE CONTENT



Table of content

VRF Outdoor Units	10	VRF Indoor Units	101
DVM S	13	360 Cassette	104
DVM S Eco	27	WindFree™ 4 Way Cassette	106
DVM S Water	29	WindFree™ 1 Way Cassette	110
DVM Chiller	31	2 Way Cassette	112
DVM S HR	33	Slim Duct	114
SPECIFICATION	35	MSP Duct	116
DVM S Heat Pump	36	HSP Duct	118
DVM S Heat Pump Deluxe	56	O.A.P Duct	120
DVM S Cooling Only	70	Wall Mounted	122
DVM S Eco	84	Ceiling	124
DVM S HR	92	Floor standing	125
DVM S Water	96	Hydro Unit	126
DVM Chiller	100	ERV	127
		AHU Kit	129
		SPECIFICATION	130
		360 Cassette	131
		WindFree™ 4 Way Cassette	134
		WindFree™ 1 Way Cassette	139
		2 Way Cassette	142
		Slim Duct	142
		Home Duct	145
		MSP Duct	146
		HSP Duct	150
		O.A.P	152
		Wall Mounted	153
		Ceiling	156
		ERV	157
		Floor standing	159
		Control System	160



HONGQIAO INTERNATIONAL GARDEN

Shanghai, China

INDOOR

1Way Cassette: 3,107 Units

DUCT : 1,948 UNITS

OUTDOOR

DVM S : 663 Units (7,200HP)



Samsung
System Air Conditioner

PRODUCT LINE-UP

SAMSUNG

Product Types

DVM S AIR TYPES



DVM S
8HP - 120HP



DVM S Eco
4HP - 14HP



DVM S HR
8HP - 80HP



DVM S Water
8HP - 90HP



DVM S Chiller
15HP - 25HP

DVM S HEAT RECOVERY

DVM S WATER

CHILLER

CASSETTE TYPE



360 Cassette
4.5KW - 14KW



**WindFree™
1-Way Cassette**
1.7KW - 7.1KW



**WindFree™
4-Way Cassette**
4.5KW - 17KW



**WindFree™
4-Way Cassette (600x600)**
1.5KW - 6KW



2 Way Cassette
5.6KW - 7.1KW

DUCT TYPE



HSP Duct
11.2KW - 28KW



MSP Duct
2.2KW - 16KW



Slim Duct
1.7KW - 14KW

CEILING TYPE



Ceiling
5.6KW - 7.1KW



Ceiling(Large)
11.2KW - 14KW

OUTDOOR AIR PROCESSING



OAP Duct
14KW - 28KW

WALL MOUNTED TYPE



AR9500
1.5KW - 8.2KW

FLOOR STANDING TYPE CONSELED



Floor Standing Type Conseled
3.6KW - 7.1KW



COMPASS SKYVIEW HOTEL

Bangkok, Thailand

INDOOR

1Way Cassette : 328 Units

2Way Cassette : 43 Units

4Way Cassette : 22 Units

Duct : 72 Units

Wall Mount : 1 Unit

OUTDOOR

DVM S : 67 Units





Samsung
System Air Conditioner

VRF (DVM S)

Digital Variable Multi



HORIZON HOTEL Nha Trang, Vietnam


INDOOR

360 Cassette : 77 Units
1 Way Cassette : 11 Unit
2 Way Cassette : 4 Unit
Duct : 433 Units

OUTDOOR

DVM S: 55 Units

DVM S OUT DOOR UNITS



THAI WATSADU Bangkok, Thailand

INDOOR

Air Handling Unit : 108 Units

OUTDOOR

DVM S : 36 Units)

DVM S

THE LARGE CAPACITY



Comfort with solutions designed for superior efficiency and manageability

Variable refrigerant flow (VRF) systems are a smart solution for commercial and large residential buildings that demand higher efficiency, individualized control and installation flexibility. Advanced heat recovery combines heating, cooling and ventilation processes for increased energy efficiency and lower operating costs. In addition, VRF technology supports zone control, enabling users to adjust individual climate settings to suit their personal comfort preferences. And with copper piping that's typically longer than traditional direct expansion (DX) systems, VRF units increase design flexibility for more creative installations.

Samsung's VRF system air conditioners offer instant temperature control, user-friendly installation and advanced functionality, along with smart power usage. Our flagship VRF-based Samsung DVM S is a highly innovative system that adopts the new third-generation Samsung Scroll Compressor (SSC) technology. With its Dual Digital Inverter, DVM S provides world-class energy efficiency and the most powerful cooling and heating performance available on the market. This air conditioning system is ideal for various environments, including large commercial and residential buildings.

The Samsung DVM S system air conditioner delivers optimal comfort, efficiency and performance with features such as:

- **30 HP SINGLE MODULE CAPACITY.** Experience the ultimate heating and cooling capacity while optimizing space with efficient design.
- **Improved heating performance.** Enhance airflow with smarter, more efficient heating technology in cold weather environments.
- **High energy efficiency.** Decrease energy consumption and costs with a dual inverter system featuring simultaneous compressor operation for higher performance.
- **Flexible installation.** Ease installation and reduce labor costs with a lightweight design, extended piping length, and elevation support.
- **Year-round climate control.** Enjoy a comfortable environment even in extreme climates with advanced temperature control and rapid cooling and heating.
- **Smart management.** Monitor system performance effectively with convenient web-based data access and management from anywhere.
- **Reliable performance and durability.** Ensure dependable cooling and heating for all conditions with weather-proofing and corrosion resistance.



THE LARGE CAPACITY

Samsung DVM S 30HP is compact single module VRF system. It is also powerful and highly energy efficient. So you can save costs and space, while providing more reliable coverage across larger areas.

* Based on internal benchmark studies as at September 2015.

More choice of capacity, even less cost

As a single unit, it offers a wide range of capacities from 8HP to 30HP. It's offer a single 30HP unit, so you can reduce the installation and management costs and save valuable space.



DVM S

CONVENIENTLY SIZED DESIGN

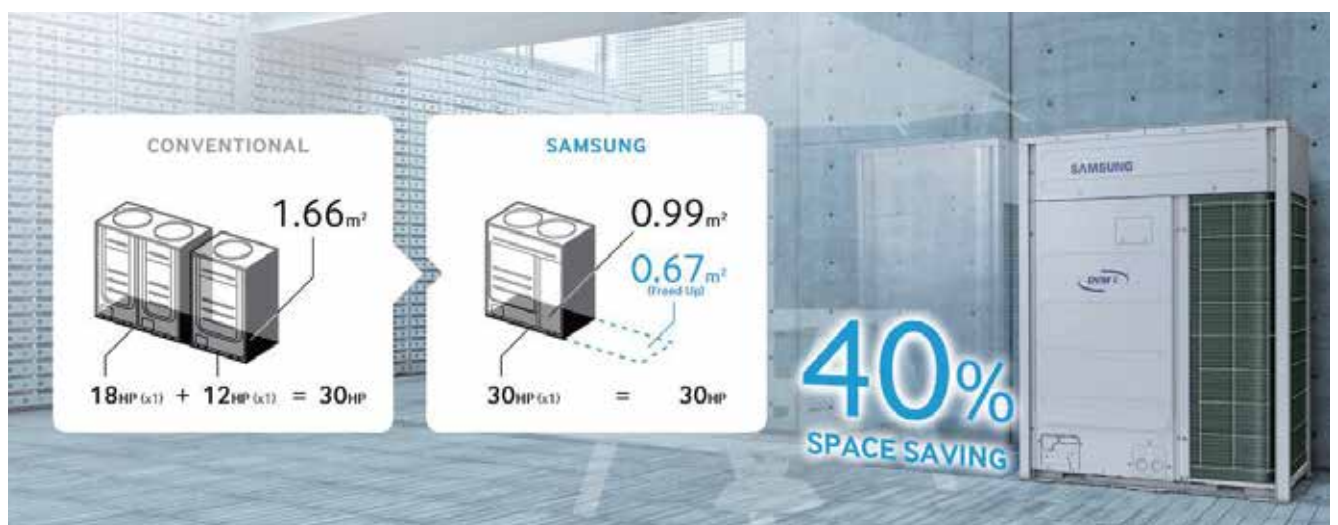
Maximize heating and cooling capacity with a conveniently sized design

To maximize profitability and value, an efficient use of space is critical for any business. Samsung DVM S provides the world's largest heating and cooling capacity without increasing its size enabling businesses to use their space more efficiently.




More usable space - no compromise

Its compact size leaves you plenty of extra space that can be used for other purposes without compromising on performance thanks to its highly efficient Inverter Scroll Compressor and Hybrid heat exchanger.



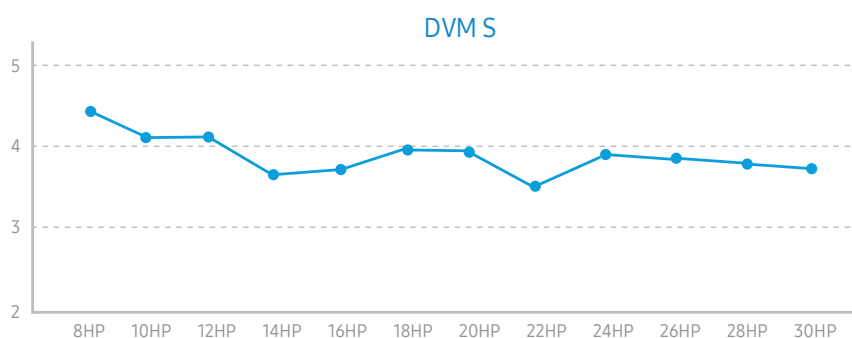
Excellent cooling performance and high energy efficiency

Samsung has included a highly efficient inverter scroll compressor - the world's largest 80 cc / rev compressor in its 30HP system. The addition of an innovative hybrid heat exchanger increases the heat exchange area while an optimised refrigerant control delivers greater efficiency. The new oval-shaped diffuser application increases the airflow path and increases the airflow rate to deliver excellent cooling performance.



Energy efficiency ratio (EER)

DVM S has achieved superior EER which far surpasses Samsung conventional systems EER at all ranges. On average, DVM S boasts 13%* higher EER than Samsung conventional systems.



Class leading energy

DVM S has achieved a class-leading Coefficient of Performance (COP) of up to 4.49* by adopting an inverter compressor with vapour injection system. It gives you powerful quick cooling with minimum energy consumption.

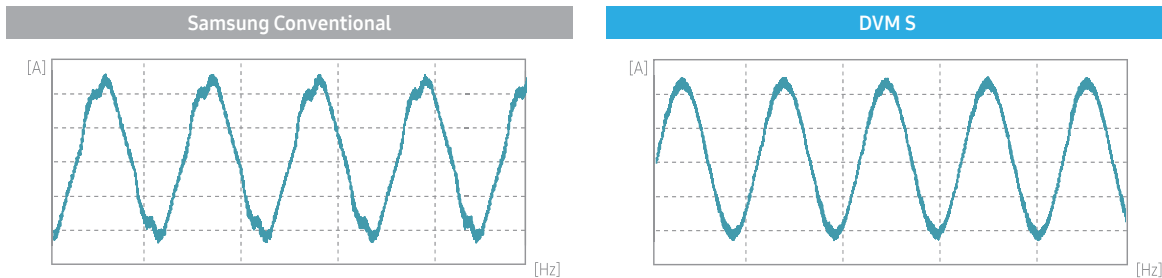


DVM S

SMART EFFICIENCY & SMART MANAGEMENT

Adaptive sine wave control

Adaptive sine wave control can reduce Total Harmonic Distortion (THS). Therefore, DVM S does not need to use shield wiring for communication.



*Based on Samsung's internal test results with comparison of selected Samsung's conventional models. Individual test results may vary.

SMART MANAGEMENT

Samsung provides an easy to use, smart management system that makes life simple. With this web-based system, you can immediately access data and easily manage it for unsurpassed convenience, any time, anywhere.

Auto commissioning and Management (ACM) - Optional

DVM S has a smart, web-based management system that facilitates self-diagnosis, auto commissioning, auto management, and mobile data transmission, which users can easily access and monitor via the web-based tool. It provides easy and convenient management as you can control the system with smart phone and/or tablet.



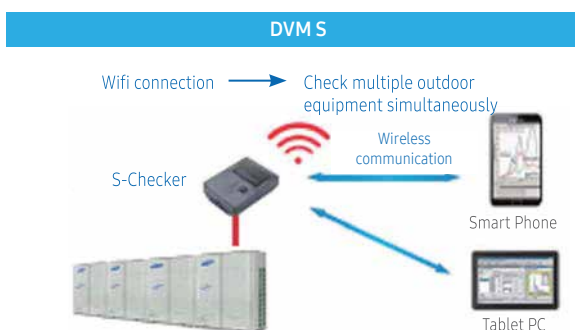
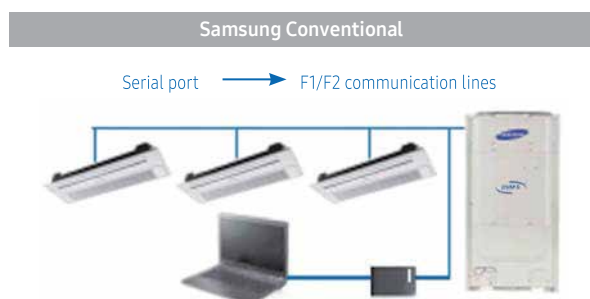
Reduced commissioning time

Thanks to the ACM, the commissioning time for DVM S has shortened considerably down to 50 minutes, and testing results are automatically stored and reported.



WiFi Monitoring System – Optional

With Samsung S-checker device, you can easily and conveniently monitor the DVM S through smart device such as smart phone or tablet. With self-diagnosis mode, DVM S automatically monitors its operation status and displays an error code in response to signs of abnormal operation. Users can then identify and address the issue promptly.



DVM S

IMPROVED HEATING PERFORMANCE AND HIGH ENERGY EFFICIENCY

Easy access

Thanks to the small opening on the outdoor unit, checking the outdoor status and setting option is easy, because users don't need to remove the entire front cover.



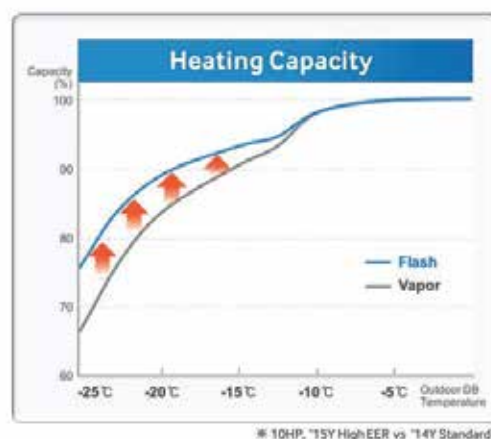
DVMS OUTDOOR UNITS

Enhance temperature control with more intelligent and efficient heating operation

With three improved features, DVM S ensures fresh airflow for increased comfort. Enhanced flash injection delivers reliable heating and lower temperatures, while more intelligent defrost and snow detection offer more precise operation, saving valuable energy and expenses.

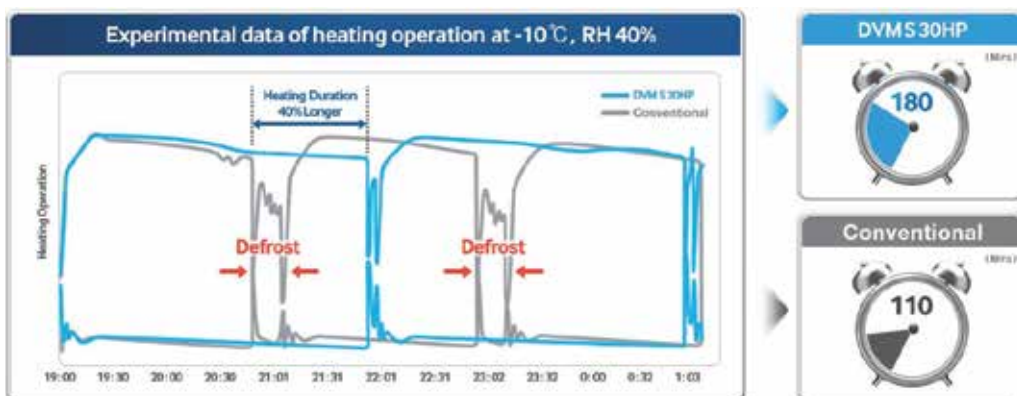
Improved flash injection

Featuring advanced refrigerant control technology, Samsung's flash injection extends heating operation range at -25°C by increasing ref. flow by 32%. And at even lower temperatures, it continues to perform, delivering reliable comfort in frigid conditions.



Intelligent defrost

DVM S features new frost detection that provides continuous heating time and improved efficiency. The system considers not only conventional factors but also air resistance to intelligently judge the defrost operation. Precise defrost judgment avoids unnecessary defrosting thanks to the partial load and lower ambient temperature operation. Ultimately, users can enjoy less energy waste and more continuous heating time.

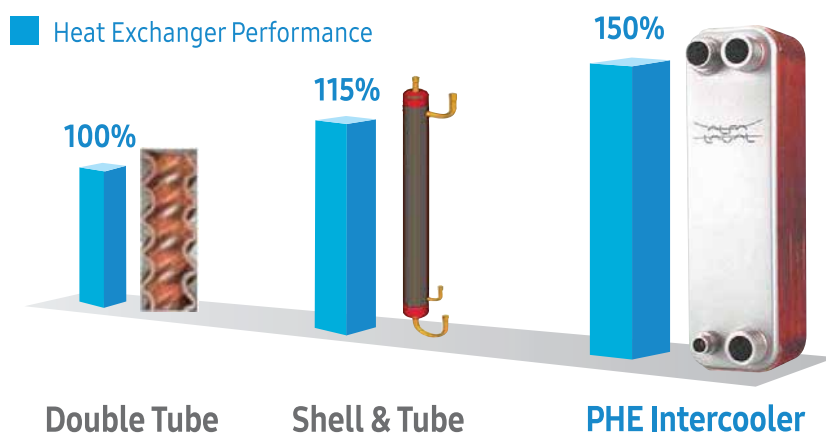


Maintain optimal comfort and control with energy and cost-efficient technologies

Samsung DVM S features several smart technologies that combine to deliver world-class energy efficiency and economy.

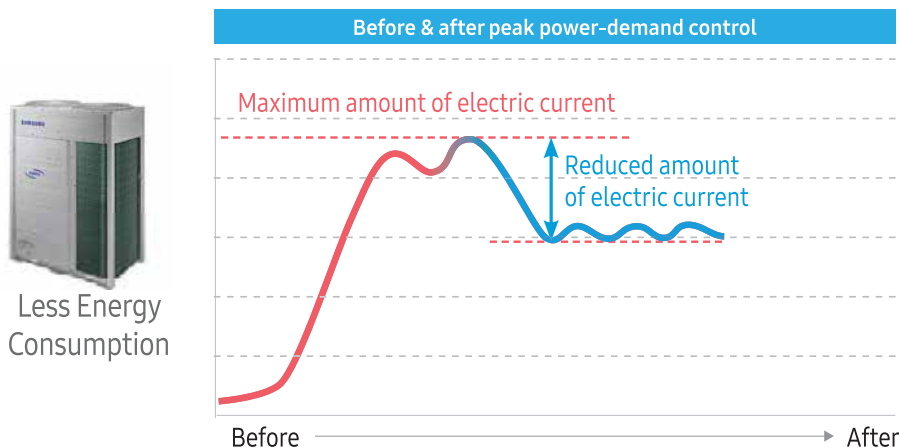
Reduce maintenance and energy costs with intercoolers

DVM S features a PHE type intercooler, which improves cooling and heating efficiency by 30 percent compared to Shell & Tube and Double Tube type intercoolers. The higher heat exchange rate means optimal distribution, lowering maintenance and energy costs.



Limit power consumption with peak-demand control

To help businesses manage better power consumption and related costs better, DVM S offers power-demand control for peak hours and seasons. This is especially useful when the electrical supply is insufficient or when businesses want to block excessive and wasteful energy usage.

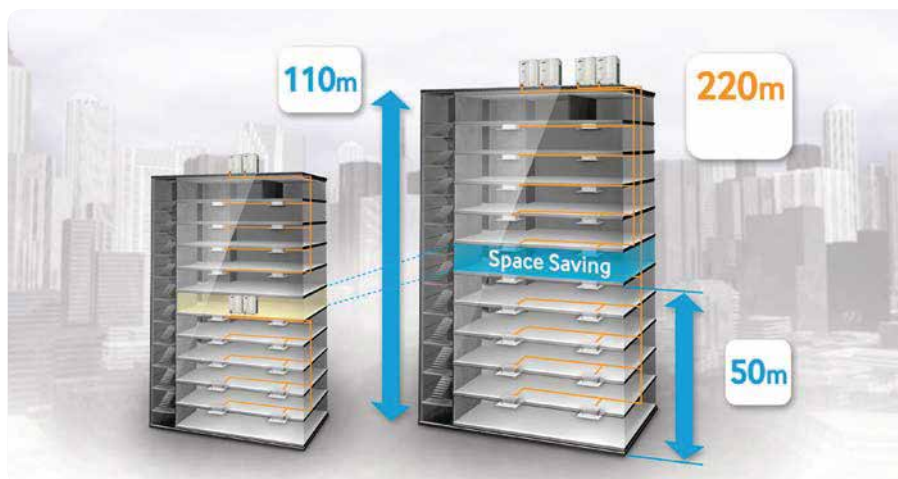


Reduce expenses with installation designed to be easy and flexible

The simplified yet powerful design of the DVM S unit eases the installation process. Non-polar communication between indoor and outdoor units promotes easier and safer wiring work, because the outdoor unit protects itself if the communication cable is mistakenly connected to a power terminal.

Flexible installation with extended pipe length and elevation

DVM S provides extended piping length of up to 220m (721.79 ft.) and installation height of up to 110m (360.89 ft.), offering businesses more installation options. The piping distance is far between outdoor and indoor units, so individual indoor units perform capacity connection control and automatic refrigerant equalization for more balanced performance between units.

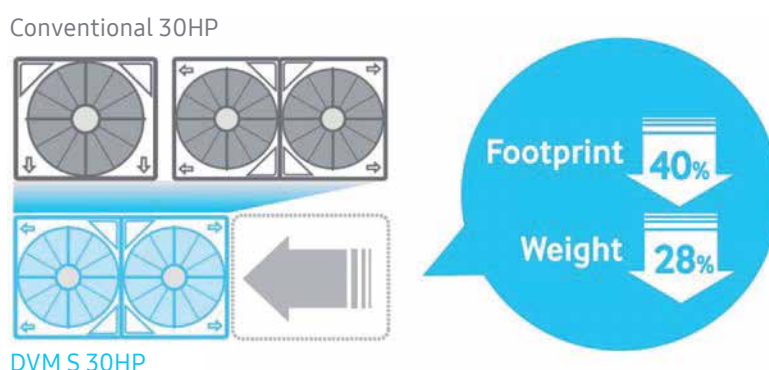


DVM S

FLEXIBLE INSTALLATION

Smaller footprint and lighter weight

The large unit capacity (30HP) facilitates the economical installation with a smaller footprint and lighter weight, making it the perfect fit for buildings with space constraints.

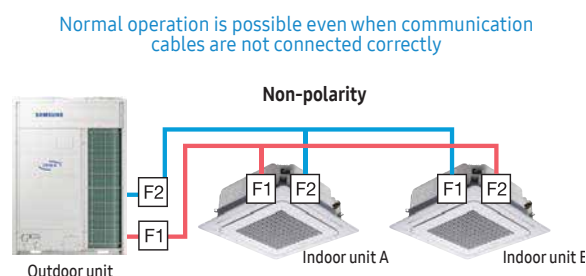
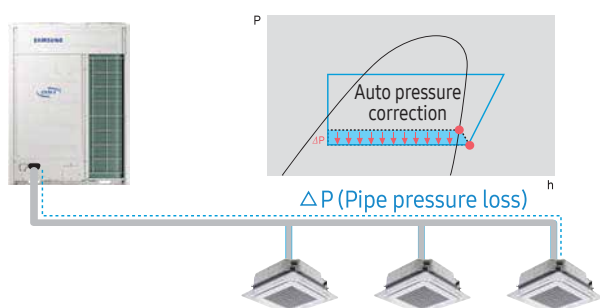


Easy and safe wiring

Non-polar communication between indoor and outdoor units makes wiring work much easier. This is also safer since the outdoor unit will protect itself in case the communication cable is connected to a power terminal by mistake.

Optimized refrigerant distribution control

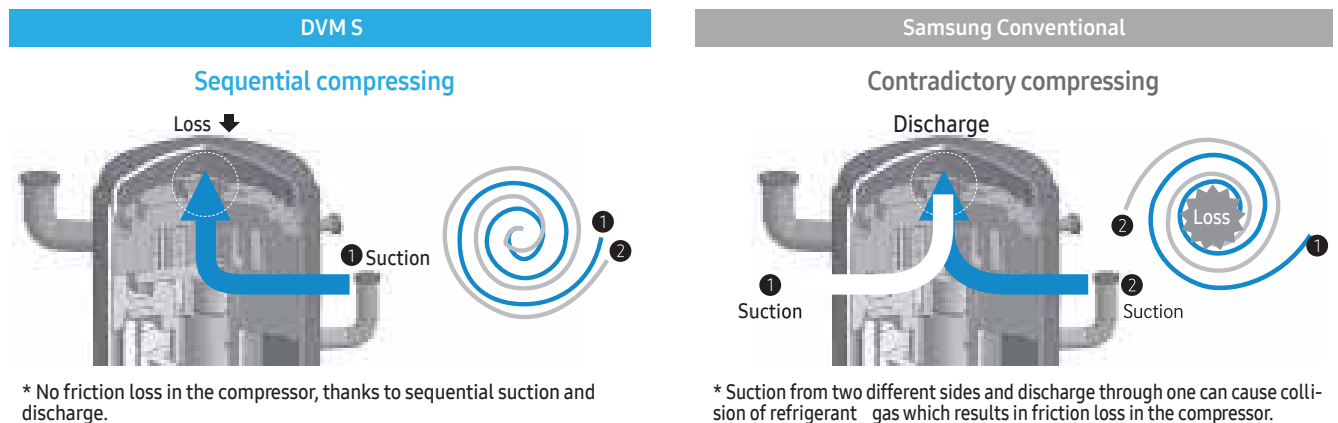
DVM S compensates for the long piping distance between outdoor units and indoor units by providing balanced refrigerant distribution. The individual indoor units perform capacity connection control and automatic refrigerant balancing to ensure balanced performance between the units.



Samsung is dedicated to supporting comfortable living and working environments based on the strength of its technologies. With its robust design, DVM S delivers the reliability and durability that users need to ensure consistent performance at all times.


Asymmetric Scroll Design

Applying fluid dynamic design, DVM S minimises compression loss during the compression of refrigerant for maximum performance.




Dual Smart Inverter (DSI) System

The 3rd generation innovative system, Dual Smart System, adopts a dual inverter compressor system that improves refrigerant flow and the motor's operating performance. Both compressors operate simultaneously, provide balanced oil distribution for quick cooling and heating, and improve energy efficiency. The upgraded vapour injection system increases refrigerant flow by 20% compared to Samsung conventional products.



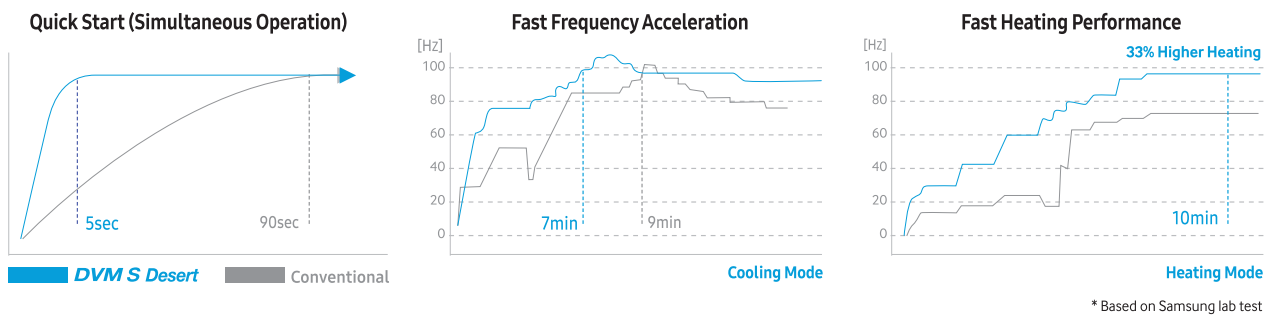
DDI System

- Dual Digital Inverter Compressor • 3rd Generation Vapor Injection
- Wider operation range of BLDC motor Frequency (20~140Hz)




Quick Cooling and Heating

With compressor speed acceleration and simultaneous starting, DVM S provides quick cooling and heating performance.



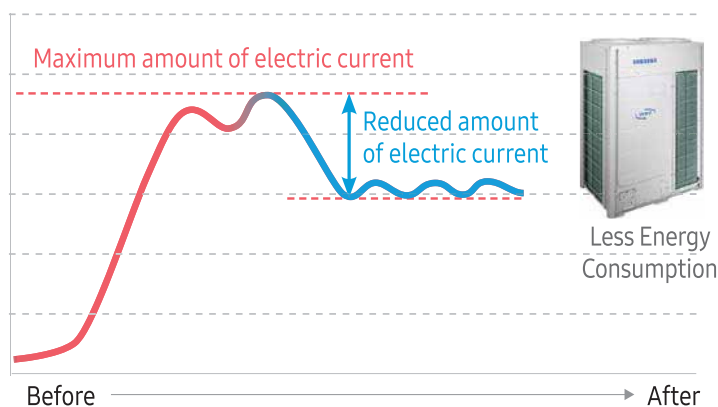
Auto Oil Balancing

Samsung DVM S ensures stable and equal oil balancing without requiring an extra oil balancing pipe.



Peak power-demand control

To help businesses better manage power consumption and related costs, DVM S can control peak current and power consumption. This is especially useful when electric supply is not enough or when you want to block excessive energy usage.

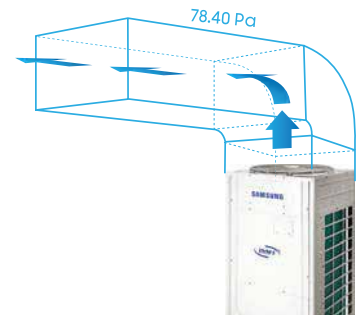


DVM S

SMART OPERATION

High external static pressure

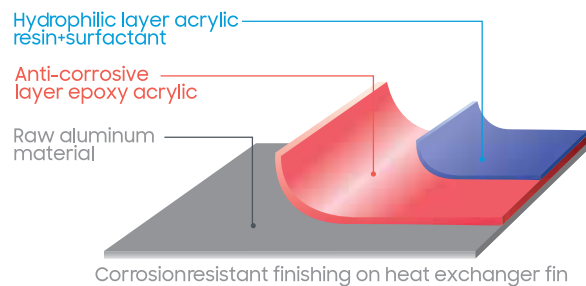
To properly deal with unexpected and varying installation conditions, DVM S is designed to manage high external static pressures up to 78.40pa.



Corrosion and frost resistance

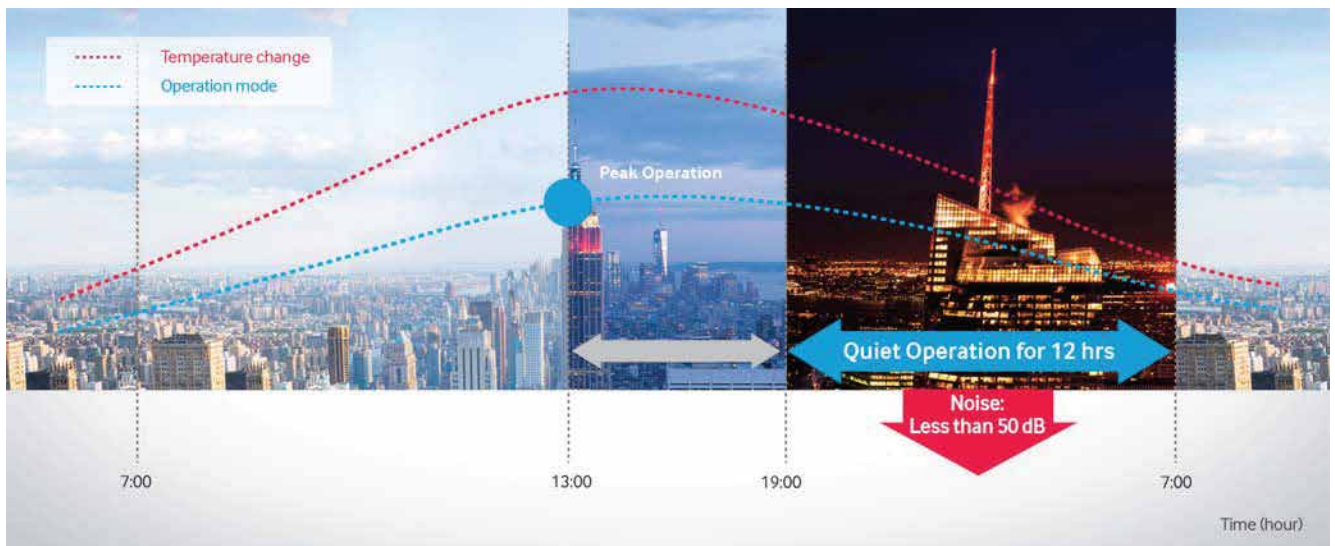
DVM S includes a hydrophilic coating that facilitates efficient heat exchange and delays the onset of frost formation to provide consistent heating performance. An anti-corrosive coating also helps the units to resist corrosion from the elements.

- Corrosion resistant with epoxy acrylic coating
- Implemented corrosion resistant through acrylic+surfactant.



Quiet operation for night time

DVM S has applied an operation control system to the outdoor fans to limit the maximum fan RPM and compressor frequency to reduce noise during the night time. This option operates for 12 hours and reverts back to normal settings in the morning so that residents can relax and rest peacefully with less distraction during the night.



DVM S ECO

The DVM S Eco air conditioning system is a compact, lightweight and efficient outdoor unit that is suitable for a wide range of homes and small businesses. It is available in capacities of 4HP to 14HP, option of Single Phase for 4HP to 6HP.




Flexible Piping Design

Thanks to its extended piping length, the DVM S Eco offers maximum flexibility when it comes to deployment. It allows for a level difference of up to 50m between indoor and outdoor units, and a pipe length up to 160m. This generous variation lets businesses customise systems to operate efficiently in a wide range of situations.



Connects more, fits more

The DVM S Eco has a 4 way piping system, with connections at the front, side, bottom, rear, and a 160m piping length, so it fits into many more places, including small and narrow spaces, and is easier to install and maintain.



DVM S ECO

COMPACT DESIGN FOR EXTRA FLEXIBILITY

The most compact air conditioner in its class, making it very easy and economical to install and operate without compromising on performance. It also leaves plenty of extra space that can be used for other purposes.



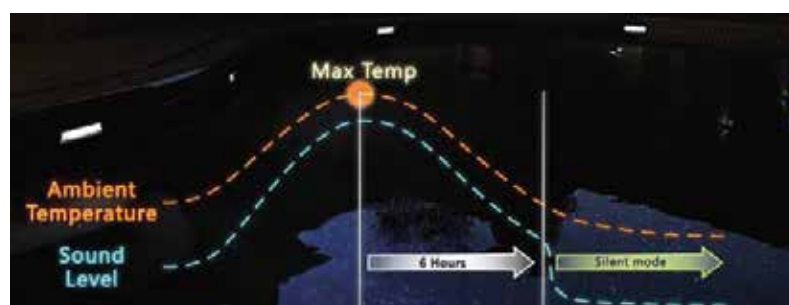
High Energy Efficiency Performance

Samsung DVM S Eco includes an innovative Digital Inverter Compressor, an optimised heat exchanger with corrugated fins and highly efficient fans that deliver world-class energy efficiency for today's eco and budget-conscious business.



Ultra-quiet operation

By producing less noise than conventional models, the DVM S Eco imposes fewer distractions on residential and working environments. Its compact, unimposing design and specially shaped fan blades help reduce sound levels up to 5 dB compared with Samsung conventional models, creating a more pleasant environment. Plus, its quiet operation during the night time creates a restful environment with a reduced noise level of 2 - 8 dB.



Control your cooling anywhere - Optional

An optional Wi-Fi Kit lets you remotely control indoor units using a smartphone App*. Anytime and anywhere you can turn them on and off, select the operating mode and temperature and utilize other functions.

*Available on iPhones and Android devices. A Wi-Fi connection is required.

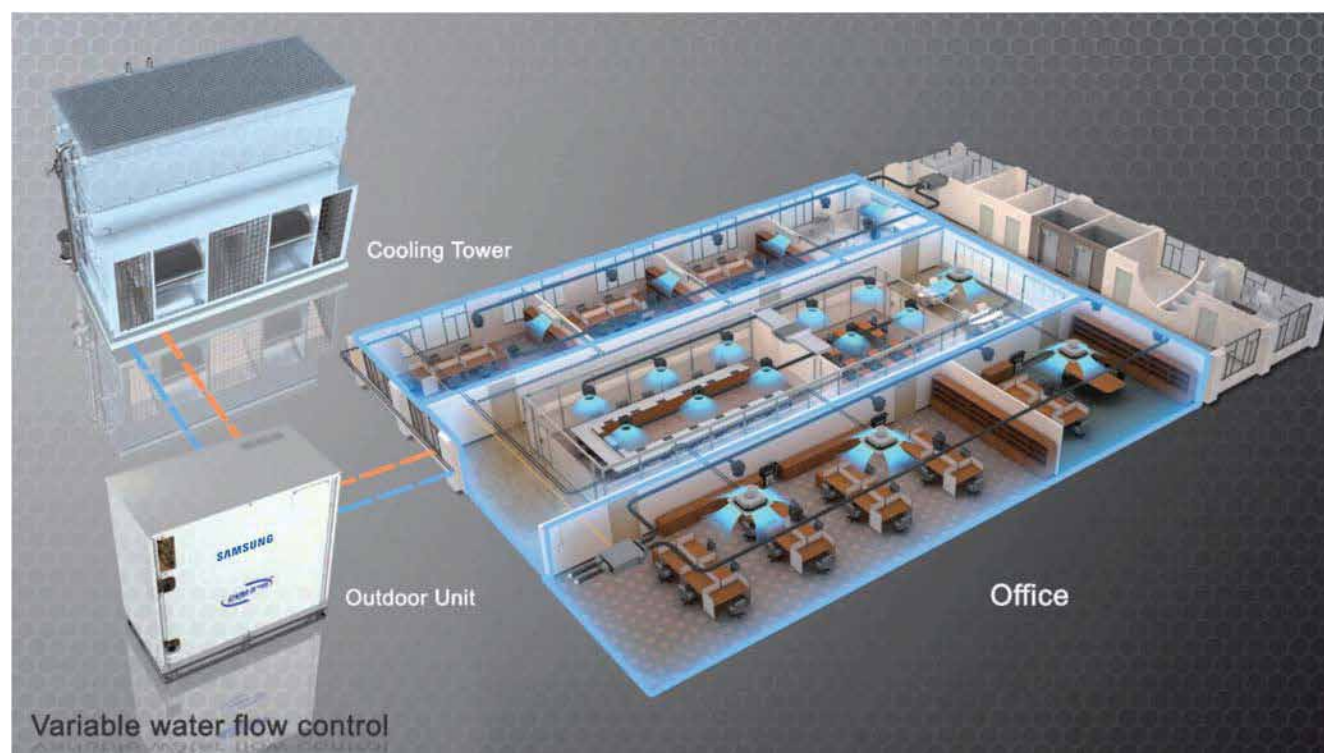


Temper the indoor environment with innovative water-based heating and cooling technology

DVM S WATER is a high-capacity outdoor cooling and heating system, ideal for large buildings. Unique to other DVM S models, the DVM S WATER air conditioning system uses water as its heat source, which connects to a cooling tower and boiler. Using a highly efficient compressor and heat exchanger, DVMS WATER provides effective and reliable performance despite changes in the surrounding environment. Its long piping and lightweight design also makes it easy and economical to install almost anywhere.

The Samsung DVM S WATER air conditioner system delivers optimal comfort, efficient and performance with features such as:

- **Increased energy savings.** Save on energy consumption and costs with a dual inverter system and high-performance compressors.
- **Easy and flexible Installation.** Ease installation and minimize effort with a lightweight design, extended piping length and elevation support.
- **Convenient management.** Monitor system performance effectively with convenient web-based data access and management from anywhere.
- **Premium comfort.** Support comfortable living and working environments based on the combined strengths of various technologies.



Enhanced the atmosphere and control costs with high energy efficiency

Samsung DVM S WATER features several smart technologies combine to world-class energy efficiency for today's eco-and budget conscious businesses. With these technologies, DVM S WATER boasts 8 percent higher EER than conventional models. Plus, its coefficient of performance (COP) also surpasses the competition with an average 11 percent higher rate.

DVM S WATER

Energy-efficient rapid heating and cooling

The third-generation innovative system, DDI, adopts a dual inverter compressor system. Both inverter compressors operate simultaneously, providing compressor longevity and balanced oil distribution for quick cooling and heating to save energy and the environment. Plus, the upgraded vapor injection system increases refrigerant flow by 20 percent compared to conventional products.

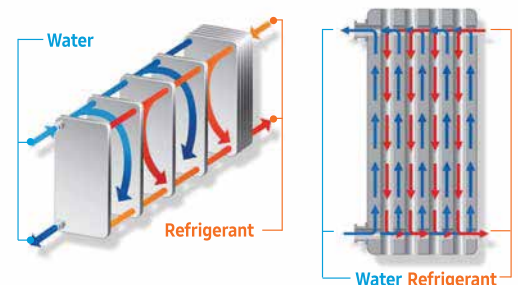
Independent cooling and heating

With the DVM S Water air conditioning system's optional Mode Control Unit (MCU), users can independently operate each indoor unit. This means users can set different temperatures for various spaces at the same time, heating some rooms or areas of the building, while cooling others.



Decreased maintenance and energy costs

DVM S WATER features advanced PHE technology, which improves cooling and heating efficiency, further benefiting the environment while maintenance and energy costs.



Simplify installation with a cost-saving, adaptable design

The simplified yet powerful design of the DVM S WATER unit eases the installation process. Non-polar communication between indoor and outdoor units promotes easier, safer wiring work, because the outdoor unit protects itself if the communication cable is mistakenly connected to a power terminal.

Economical design and setup

At 22HP, the large-unit capacity of DVM S WATER facilitates economical installation with a smaller footprint and lighter weight – an ideal solution for larger buildings.



DVM CHILLER



Easy to move and install modular design

Its modular design and compact size reduce the time, cost and effort to transport, move and install it on site. With a small footprint it's easy to fit and combine multiple units even when there's limited space.



Easily Increase Performance & Save Space

Its compatibility, large capacity and high space efficiency make it perfect for replacing chillers as it cuts down maintenance costs and frees up valuable space, while expanding overall capacity.

DVM CHILLER

Simply expand capacity on demand

A modular design provides a wide choice of configurations. You can simply and flexibly combine modules and expand capacity from 12 to 320 ton in various ways to optimize energy and space savings or a balance of both.



Work Silently at Night

A Night Silent Mode means it operates at 3 different levels and works silently at night. It adjusts the speed of the compressors and fans, so they supply the required cooling, but provide a better sound performance.

Powerful Heating Performance

DVM Chiller can operate over 45°C hot water supply heating performance at -20°C with flash injection technology.

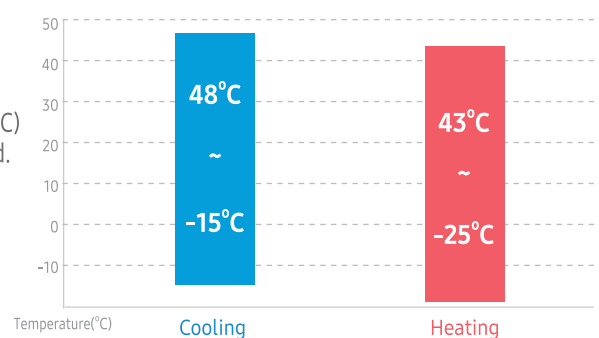


Powerful Heating Performance

Wide Temperature Range of Operation

Heating : 25 ~ 55°C water available (Ambient temperature: -25 ~ 43°C)

Chilled water : -10 ~ 25°C water available, (Ambient temperature: -15 ~ 48°C)
For under 5°C application, an anti-freeze solution is required.



DVM S HR

PREMIUM HEAT RECOVERY

Heat environments effortlessly and continuously for ultimate comfort

The DVM S HR (Heat Recovery) model delivers continuous heating performance using innovative rotational defrost for reliable warmth and comfort. In addition, it supports agile operation through simultaneous cooling and heating.

Non-stop heating

DVM S HR can operate continuously in heating mode with rotational defrost operation. Because the heating mode runs for a longer period of time, users can enjoy a warmer and more pleasant environment.

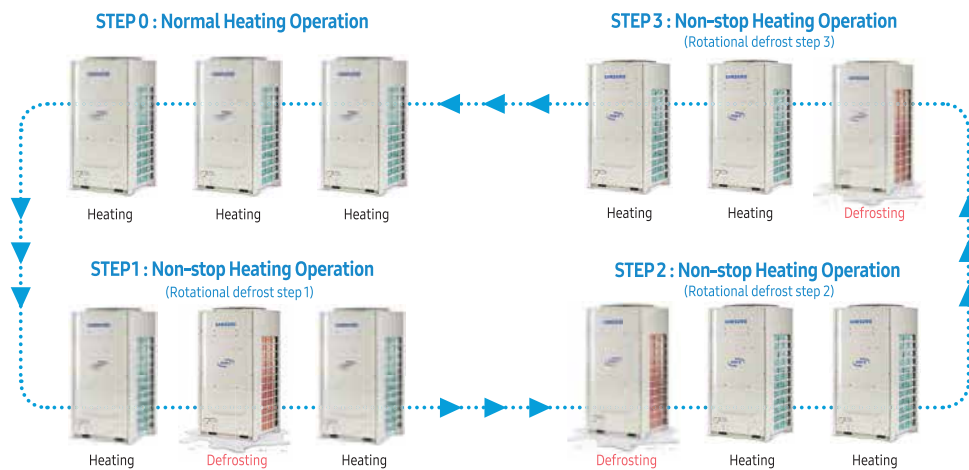


DVM S HR

PREMIUM HEAT RECOVERY

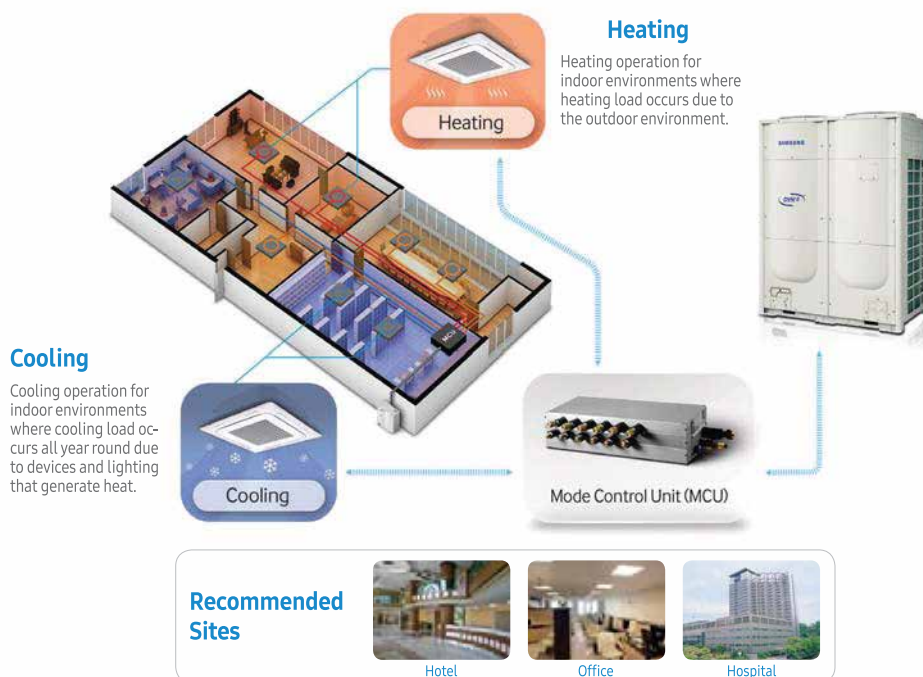
Simultaneous cooling and heating

Single outdoor units can operate all indoor units in both cooling and heating mode. They can also simultaneously operate in cooling and heating mode, when necessary, providing more operational freedom.




Fine-tuned control

DVM S HR uses a Mode Control Unit (MCU) kit that is less than 32 percent the size of competitors' products. The MCU has an internal on/off valve that enables fine-tuned control via an Electronic Expansion Valve (EEV) and sub-cooler. Improved performance and reduced noise create a pleasant temperature controlled environment.



DVM S SPECIFICATION



ELITE CITY NANJING Nanjing, China

INDOOR

4Way Cassette : 1,628 Units
Duct : 32 Unit

OUTDOOR

DVM S : 93 Units (4,344HP)

DVM S

SPECIFICATION

50Hz
HEAT PUMP



DVM S HEATPUMP

Model Code		AM080FXVAGH/EU	AM100FXVAGH/EU	AM120FXVAGH/EU
Features	Type	DVM S HP	DVM S HP	DVM S HP
Power Supply (Outdoor Unit) [Φ, #, V, Hz]		3,4,380-415,50	3,4,380-415,50	3,4,380-415,50
System	Mode	HEAT PUMP	HEAT PUMP	HEAT PUMP
Capacity	HP	8	10	12
	Cooling [kW]	22.4	28	33.6
	Cooling [Btu/hr]	76,400	95,500	114,600
	Heating [kW]	25.2	31.5	37.8
	Heating [Btu/hr]	86,000	107,500	129,000
Power Input (Nominal)	Cooling [kW]	5	6.8	8.4
	Heating [kW]	5.1	6.7	8.7
Current Input (Nominal)	Cooling [A]	8	10.9	13.5
	Heating [A]	8.2	10.7	14
	MCA [A]	18	21.1	25
	MFA [A]	25	32	32
Energy Efficiency Ratio	EER (Nominal Cooling) [W/W]	4.48	4.12	4
	COP (Nominal Heating) [W/W]	4.94	4.7	4.34
Compressor	Output [kW x n]	5.18x1	6.39 x 1	6.39 x 1
	Model Name	DS-GB052FAVASG x 1	DS-GB066FAVBSG x 1	DS-GB066FAVBSG x 1
	Oil Type	PVE	PVE	PVE
Fan	Type	Propeller	Propeller	Propeller
	Output x n [W]	830 x 1	830 x 1	830 x 1
	Air Flow Rate [CMM]	173	173	210
	Air Flow Rate [l/s]	2883	2883	3500
	External Static Pressure (Max) [mmAq]	8	8	8
	External Static Pressure (Max) [Pa]	78.45	78.45	78.45
Piping Connections	Liquid Pipe [Ø, mm]	9.52	9.52	12.7
	Liquid Pipe [Ø, inch]	3/8"	3/8"	1/2"
	Gas Pipe [Ø, mm]	19.05	22.22	28.58
	Gas Pipe [Ø, inch]	3/4"	7/8"	1 1/8"
	Installation Limitation [Max Length]	200	200	200
	Installation Limitation [Max Height]	110	110	110
Refrigerant	Type	R410A	R410A	R410A
	Factory Charging [kg]	5.5	5.2	5.5
Sound	Sound Pressure [dB(A)]	57	58	62
External Dimension (Outdoor Unit)	Net Weight [kg]	184.5	184.5	184.5
	Net Dimensions (WxHxD) [mm]	880 x 1,695 x 765	880 x 1,695 x 765	880 x 1,695 x 765
Operating Temp. Range	Cooling [°C]	-5.0 ~ 48.0	-5.0 ~ 48.0	-5.0 ~ 48.0
	Heating [°C]	-25~24	-25~24	-25~24

*Performances are based on the standard test condition.

*Specification maybe subject to change without prior notice.



DVM S HEATPUMP

Model Code		AM140FXVAGH/EU	AM160FXVAGH/EU	AM180FXVAGH/EU
Features	Type	DVM S HP	DVM S HP	DVM S HP
Power Supply (Outdoor Unit) [Φ, #, V, Hz]		3,4,380-415,50	3,4,380-415,50	3,4,380-415,50
System	Mode	HEAT PUMP	HEAT PUMP	HEAT PUMP
Capacity	HP	14	16	18
	Cooling [kW]	40	45	50.4
	Cooling [Btu/hr]	136,500	153,500	172,000
	Heating [kW]	45	50.4	56.7
	Heating [Btu/hr]	153,000	172,000	193,500
Power Input (Nominal)	Cooling [kW]	8.9	11	12.88
	Heating [kW]	9.5	11.5	11.9
Current Input (Nominal)	Cooling [A]	14.3	17.6	20.7
	Heating [A]	15.2	18.4	19.1
	MCA [A]	25	32	39.1
	MFA [A]	32	40	50
Energy Efficiency Ratio	EER (Nominal Cooling) [W/W]	4.49	4.09	3.91
	COP (Nominal Heating) [W/W]	4.74	4.38	4.76
Compressor	Output [kW x n]	6.39 x 1	5.18x2	6.39 x 2
	Model Name	DS-GB066FAVBSG x 1	DS-GB052FAVASG x 2	DS-GB066FAVBSG x 2
	Oil Type	PVE	PVE	PVE
Fan	Type	Propeller	Propeller	Propeller
	Output x n [W]	620 x 2	620 x 2	620 x 2
	Air Flow Rate [CMM]	226	250	270
	Air Flow Rate [L/s]	3767	4167	4500
	External Static Pressure (Max) [mmAq]	8	8	8
	External Static Pressure (Max) [Pa]	78.45	78.45	78.45
Piping Connections	Liquid Pipe [Ø, mm]	12.7	12.7	15.88
	Liquid Pipe [Ø, inch]	1/2"	1/2"	5/8"
	Gas Pipe [Ø, mm]	28.58	28.58	28.58
	Gas Pipe [Ø, inch]	1 1/8"	1 1/8"	1 1/8"
	Installation Limitation [Max Length]	200	200	200
	Installation Limitation [Max Height]	110	110	110
Refrigerant	Type	R410A	R410A	R410A
	Factory Charging [kg]	7.7	7.4	8.7
Sound	Sound Pressure [dB(A)]	61	63	64
External Dimension (Outdoor Unit)	Net Weight [kg]	235	278	300
	Net Dimensions (WxHxD) [mm]	1,295 x 1,695 x 765	1,295 x 1,695 x 765	1,295 x 1,695 x 765
Operating Temp. Range	Cooling [°C]	-5.0 ~ 48.0	-5.0 ~ 48.0	-5.0 ~ 48.0
	Heating [°C]	-25~24	-25~24	-25~24

*Performances are based on the standard test condition.

*Specification maybe subject to change without prior notice.



DVM S HEATPUMP

Model Code		AM200FXVAGH/EU	AM220FXVAGH/EU
Features	Type	DVM S HP	DVM S HP
Power Supply (Outdoor Unit) [Φ, #, V, Hz]		3,4,380-415,50	3,4,380-415,50
System	Mode	HEAT PUMP	HEAT PUMP
Capacity	HP	20	22
	Cooling [kW]	56	61.6
	Cooling [Btu/hr]	191,100	210,200
	Heating [kW]	63	69.3
	Heating [Btu/hr]	215,000	236,500
Power Input (Nominal)	Cooling [kW]	15.19	17.35
	Heating [kW]	13.9	16.7
Current Input (Nominal)	Cooling [A]	24.4	27.8
	Heating [A]	22.3	26.8
	MCA [A]	42.5	44.5
	MFA [A]	63	63
Energy Efficiency Ratio	EER (Nominal Cooling) [W/W]	3.69	3.55
	COP (Nominal Heating) [W/W]	4.53	4.15
Compressor	Output [kW x n]	6.39 x 2	6.39 x 2
	Model Name	DS-GB066FAVBSG x 2	DS-GB066FAVBSG x 2
	Oil Type	PVE	PVE
Fan	Type	Propeller	Propeller
	Output x n [W]	620 x 2	620 x 2
	Air Flow Rate [CMM]	275	280
	Air Flow Rate [l/s]	4,583	4,667
	External Static Pressure (Max) [mmAq]	8	8
	External Static Pressure (Max) [Pa]	78.45	78.45
Piping Connections	Liquid Pipe [Ø, mm]	15.88	15.88
	Liquid Pipe [Ø, inch]	5/8"	5/8"
	Gas Pipe [Ø, mm]	28.58	28.58
	Gas Pipe [Ø, inch]	1 1/8"	1 1/8"
	Installation Limitation [Max Length]	200	200
	Installation Limitation [Max Height]	110	110
Refrigerant	Type	R410A	R410A
	Factory Charging [kg]	8.4	8.4
Sound	Sound Pressure [dB(A)]	65	66
External Dimension (Outdoor Unit)	Net Weight [kg]	300	300
	Net Dimensions (WxHxD) [mm]	1,295 x 1,695 x 765	1,295 x 1,695 x 765
Operating Temp. Range	Cooling [°C]	-5.0 ~ 48.0	-5.0 ~ 48.0
	Heating [°C]	- 25 ~ 24	- 25 ~ 24

*Performances are based on the standard test condition.

*Specification maybe subject to change without prior notice.



DVM S HEATPUMP

Model Code		AM240HXVAGH/EU	AM260HXVAGH/EU
Features	Type	DVM S HP	DVM S HP
Power Supply (Outdoor Unit) [Φ, #, V, Hz]		3,4,380-415,50	3,4,380-415,50
System	Mode	HEAT PUMP	HEAT PUMP
Capacity	HP	24	26
	Cooling [kW]	67.2	72.8
	Cooling [Btu/hr]	229,300	248,400
	Heating [kW]	75.6	81.9
	Heating [Btu/hr]	258,000	279,500
Power Input (Nominal)	Cooling [kW]	17.1	19.3
	Heating [kW]	19.8	21.8
Current Input (Nominal)	Cooling [A]	26.83	30.28
	Heating [A]	31.06	34.2
	MCA [A]	55	58
	MFA [A]	63	63
Energy Efficiency Ratio	EER (Nominal Cooling) [W/W]	3.93	3.77
	COP (Nominal Heating) [W/W]	3.82	3.76
Compressor	Output [kW x n]	6.39 x 2	6.76 x 2
	Model Name	DS-GB066FAVBSG x 2	DS-GB070FAVASG x 2
	Oil Type	PVE	PVE
Fan	Type	Propeller	Propeller
	Output x n [W]	620 x 2	620 x 2
	Air Flow Rate [CMM]	310	310
	Air Flow Rate [l/s]	5,167	5,167
	External Static Pressure (Max) [mmAq]	8	8
	External Static Pressure (Max) [Pa]	78.45	78.45
Piping Connections	Liquid Pipe [Ø, mm]	15.88	19.05
	Liquid Pipe [Ø, inch]	5/8"	3/4"
	Gas Pipe [Ø, mm]	34.92	34.92
	Gas Pipe [Ø, inch]	1 3/8"	1 3/8"
	Installation Limitation [Max Length]	200	200
	Installation Limitation [Max Height]	110	110
Refrigerant	Type	R410A	R410A
	Factory Charging [kg]	14.3	14.3
Sound	Sound Pressure [dB(A)]	67	67
External Dimension (Outdoor Unit)	Net Weight [kg]	360	360
	Net Dimensions (WxHxD) [mm]	1,295 x 1,695 x 765	1,295 x 1,695 x 765
Operating Temp. Range	Cooling [°C]	-5.0 ~ 48.0	-5.0 ~ 48.0
	Heating [°C]	- 25 ~ 24	- 25 ~ 24

*Performances are based on the standard test condition.

*Specification maybe subject to change without prior notice.



DVM S HEATPUMP HIGH EER COMBINATION

Model Name		AM280HXVAGH1EU	AM300HXVAGH1EU	AM320HXVAGH1EU
Features	Outdoor unit module 1	AM120FXVAGH/EU	AM120FXVAGH/EU	AM120FXVAGH/EU
	Outdoor unit module 2	AM160FXVAGH/EU	AM180FXVAGH/EU	AM200FXVAGH/EU
	Type	DVM S	DVM S	DVM S
Power Supply (Outdoor Unit) [Φ, #, V, Hz]		3,4,380-415,50	3,4,380-415,50	3,4,380-415,50
System	Mode	HEAT PUMP	HEAT PUMP	HEAT PUMP
Capacity	HP	28.00	30.00	32.00
	Cooling [kW]	78.60	84.00	89.60
	Cooling [Btu/hr]	268,200	286,600	305,700
	Heating [kW]	88.20	94.50	100.80
	Heating [Btu/hr]	301,000	322,400	343,900
Power Input (Nominal)	Cooling [kW]	19.40	21.28	23.59
	Heating [kW]	20.20	20.60	22.60
Current Input (Nominal)	Cooling [A]	31.10	34.20	37.90
	Heating [A]	32.40	33.10	36.30
	MCA [A]	57.00 (MCA)	64.10 (MCA)	67.50 (MCA)
	MFA [A]	63.00	75.00	75.00
Energy Efficiency Ratio	EER (Nominal Cooling) [W/W]	4.05	3.95	3.8
	COP (Nominal Heating) [W/W]	4.37	4.59	4.46
Compressor	Output [kW x n]	(6.39) + (5.18x2)	(6.39) + (6.39x2)	(6.39) + (6.39x2)
	Model Name	DS-GB066FAVBSG x 1 + DS-GB052FAVASG x 2	DS-GB066FAVBSG x 3	DS-GB066FAVBSG x 3
	Oil Type	PVE	PVE	PVE
Fan	Type	Propeller	Propeller	Propeller
	Output x n [W]	830 x 1 + 620 x 2	830 x 1 + 620.0 x 2	830 x 1 + 620.0 x 2
	Air Flow Rate [CMM]	210 + 250	210 + 270	210 + 275
	Air Flow Rate [l/s]	3500 + 4167	3500 + 4500	3500 + 4583
	External Static Pressure (Max) [mmAq]	8.00	8.00	8.00
	External Static Pressure (Max) [Pa]	78.45	78.45	78.45
Piping Connections	Liquid Pipe [Ø, mm]	19.05	19.05	19.05
	Liquid Pipe [Ø, inch]	3/4"	3/4"	3/4"
	Gas Pipe [Ø, mm]	34.92	34.92	34.92
	Gas Pipe [Ø, inch]	1 3/8"	1 3/8"	1 3/8"
	Installation Limitation [Max Length]	200	200	200
	Installation Limitation [Max Height]	110.0	110.0	110.0
Refrigerant	Type	R410A	R410A	R410A
	Factory Charging [kg]	12.90	14.20	13.90
Sound	Sound Pressure [dB(A)]	66.0	66.0	67.0
External Dimension (Outdoor Unit)	Net Weight [kg]	184.5 + 278	184.5 + 300	184.5 + 300
	Net Dimensions (WxHxD) [mm]	880 x 1,695 x 765 + 1,295 x 1,695 x 765	880 x 1,695 x 765 + 1,295 x 1,695 x 765	880 x 1,695 x 765 + 1,295 x 1,695 x 765
Operating Temp. Range	Cooling [°C]	-5.0 ~ 48.0	-5.0 ~ 48.0	-5.0 ~ 48.0
	Heating [°C]	-25.0 ~ 24.0	-25.0 ~ 24.0	-25.0 ~ 24.0

*Performances are based on the standard test condition.

*Specification maybe subject to change without prior notice.



DVM S HEATPUMP HIGH EER COMBINATION

Model Name		AM340HXVAGH1EU	AM360HXVAGH1EU	AM380HXVAGH1EU
	Outdoor unit module 1	AM120FXVAGH/EU	AM140FXVAGH/EU	AM160FXVAGH/EU
	Outdoor unit module 2	AM220FXVAGH/EU	AM220FXVAGH/EU	AM220FXVAGH/EU
Features	Type	DVM S	DVM S	DVM S
Power Supply (Outdoor Unit) [Φ, #, V, Hz]		3,4,380-415,50	3,4,380-415,50	3,4,380-415,50
System	Mode	HEAT PUMP	HEAT PUMP	HEAT PUMP
Capacity	HP	34.00	36.00	38.00
	Cooling [kW]	95.2	101.6	106.6
	Cooling [Btu/hr]	324,800	346,700	363,700
	Heating [kW]	107.10	114.30	119.70
	Heating [Btu/hr]	365,400	390,000	408,400
Power Input (Nominal)	Cooling [kW]	25.75	26.25	28.35
	Heating [kW]	25.40	26.20	28.20
Current Input (Nominal)	Cooling [A]	41.30	42.10	45.40
	Heating [A]	40.80	42.00	45.20
	MCA [A]	69.50 (MCA)	69.50 (MCA)	76.50 (MCA)
	MFA [A]	80.00	80.00	90.00
Energy Efficiency Ratio	EER (Nominal Cooling) [W/W]	3.7	3.87	3.76
	COP (Nominal Heating) [W/W]	4.22	4.36	4.24
Compressor	Output [kW x n]	(6.39) + (6.39x2)	(6.39) + (6.39x2)	(5.18x2) + (6.39x2)
	Model Name	DS-GB066FAVBSG x 3	DS-GB066FAVBSG x 3	DS-GB052FAVASG x 2 + DS-GB066FAVBSG x 2
	Oil Type	PVE	PVE	PVE
Fan	Type	Propeller	Propeller	Propeller
	Output x n [W]	830 x 1 + 620.0 x 2	(620 x 2) x 2	(620 x 2) x 2
	Air Flow Rate [CMM]	210 + 280	226 + 280	250 + 280
	Air Flow Rate [L/s]	3500 + 4667	3767 + 4667	4167 + 4667
	External Static Pressure (Max) [mmAq]	8.00	8.00	8.00
	External Static Pressure (Max) [Pa]	78.45	78.45	78.45
Piping Connections	Liquid Pipe [Ø, mm]	19.05	19.05	19.05
	Liquid Pipe [Ø, inch]	3/4"	3/4"	3/4"
	Gas Pipe [Ø, mm]	34.92	41.28	41.28
	Gas Pipe [Ø, inch]	1 3/8"	1 5/8"	1 5/8"
	Installation Limitation [Max Length]	200	200	200
	Installation Limitation [Max Height]	110.0	110.0	110.0
Refrigerant	Type	R410A	R410A	R410A
	Factory Charging [kg]	13.90	16.10	15.80
Sound	Sound Pressure [dB(A)]	67.0	67.0	68.0
External Dimension (Outdoor Unit)	Net Weight [kg]	184.5 + 300	235 + 300	278 + 300
	Net Dimensions (WxHxD) [mm]	880 x 1,695 x 765 + 1,295 x 1,695 x 765	(1,295 x 1,695 x 765) x 2	(1,295 x 1,695 x 765) x 2
Operating Temp. Range	Cooling [°C]	-5.0 ~ 48.0	-5.0 ~ 48.0	-5.0 ~ 48.0
	Heating [°C]	-25.0 ~ 24.0	-25.0 ~ 24.0	-25.0 ~ 24.0

*Performances are based on the standard test condition.

*Specification maybe subject to change without prior notice.



DVM S HEATPUMP HIGH EER COMBINATION

Model Name		AM400HXVAGH1EU	AM420HXVAGH1EU	AM440HXVAGH1EU
	Outdoor unit module 1	AM140FXVAGH/EU	AM200FXVAGH/EU	AM220FXVAGH/EU
	Outdoor unit module 2	AM260HXVAGH/EU	AM220FXVAGH/EU	AM220FXVAGH/EU
Features	Type	DVM S	DVM S	DVM S
Power Supply (Outdoor Unit) [Φ, #, V, Hz]		3,4,380-415,50	3,4,380-415,50	3,4,380-415,50
System	Mode	HEAT PUMP	HEAT PUMP	HEAT PUMP
Capacity	HP	40.00	42.00	44.00
	Cooling [kW]	112.80	117.60	123.20
	Cooling [Btu/hr]	384,900	401,300	420,400
	Heating [kW]	126.90	132.30	138.60
	Heating [Btu/hr]	433,000	451,400	472,900
Power Input (Nominal)	Cooling [kW]	28.20	32.54	34.70
	Heating [kW]	31.30	30.60	33.40
Current Input (Nominal)	Cooling [A]	44.58	52.20	55.60
	Heating [A]	49.40	49.10	53.60
	MCA [A]	83.00 (MCA)	87.00 (MCA)	89.00 (MCA)
	MFA [A]	100.00	100.00	100.00
Energy Efficiency Ratio	EER (Nominal Cooling) [W/W]	4.00	3.61	3.55
	COP (Nominal Heating) [W/W]	4.05	4.32	4.15
Compressor	Output [kW x n]	(6.39) + (6.76x2)	(6.39x2) + (6.39x2)	(6.39x2)x2
	Model Name	DS-GB066FAVBSG x 1 + DS-GB070FAVASG x 2	DS-GB066FAVBSG x 4	DS-GB066FAVBSG x 4
	Oil Type	PVE	PVE	PVE
Fan	Type	Propeller	Propeller	Propeller
	Output x n [W]	(620.0 x 2) x 2	(620.0 x 2) x 2	(620.0 x 2) x 2
	Air Flow Rate [CMM]	226 + 310	275 + 280	280 x 2
	Air Flow Rate [l/s]	3767 + 5,167	4583 + 4667	4667 x 2
	External Static Pressure (Max) [mmAq]	8.00	8.00	8.00
	External Static Pressure (Max) [Pa]	78.45	78.45	78.45
Piping Connections	Liquid Pipe [Ø, mm]	19.05	19.05	19.05
	Liquid Pipe [Ø, inch]	3/4"	3/4"	3/4"
	Gas Pipe [Ø, mm]	41.28	41.28	41.28
	Gas Pipe [Ø, inch]	1 5/8"	1 5/8"	1 5/8"
	Installation Limitation [Max Length]	200	200	200
	Installation Limitation [Max Height]	110.0	110.0	110.0
Refrigerant	Type	R410A	R410A	R410A
	Factory Charging [kg]	22	16.8	16.80
Sound	Sound Pressure [dB(A)]	68.0	69.0	69.0
External Dimension (Outdoor Unit)	Net Weight [kg]	235 + 360	300 x 2	300 x 2
	Net Dimensions (WxHxD) [mm]	(1,295 x 1,695 x 765) x 2	(1,295 x 1,695 x 765) x 2	(1,295 x 1,695 x 765) x 2
Operating Temp. Range	Cooling [°C]	-5.0 ~ 48.0	-5.0 ~ 48.0	-5.0 ~ 48.0
	Heating [°C]	-25.0 ~ 24.0	-25.0 ~ 24.0	-25.0 ~ 24.0

*Performances are based on the standard test condition.

*Specification maybe subject to change without prior notice.



DVM S HEATPUMP HIGH EER COMBINATION

Model Name		AM460HXVAGH1EU	AM480HXVAGH1EU	AM500HXVAGH1EU
	Outdoor unit module 1	AM120FXVAGH/EU	AM120FXVAGH/EU	AM120FXVAGH/EU
	Outdoor unit module 2	AM120FXVAGH/EU	AM140FXVAGH/EU	AM160FXVAGH/EU
	Outdoor unit module 3	AM220FXVAGH/EU	AM220FXVAGH/EU	AM220FXVAGH/EU
Features	Type	DVM S	DVM S	DVM S
Power Supply (Outdoor Unit) [Φ, #, V, Hz]		3,4,380-415,50	3,4,380-415,50	3,4,380-415,50
System	Mode	HEAT PUMP	HEAT PUMP	HEAT PUMP
Capacity	HP	46.00	48.00	50.00
	Cooling [kW]	128.80	135.20	140.20
	Cooling [Btu/hr]	439,500	461,300	478,400
	Heating [kW]	144.90	152.10	157.50
	Heating [Btu/hr]	494,400	519,000	537,400
Power Input (Nominal)	Cooling [kW]	34.15	34.65	36.75
	Heating [kW]	34.10	34.90	36.90
Current Input (Nominal)	Cooling [A]	54.80	55.60	58.90
	Heating [A]	54.80	56.00	59.20
	MCA [A]	94.50 (MCA)	94.50 (MCA)	101.50 (MCA)
	MFA [A]	125.00	125.00	125.00
Energy Efficiency Ratio	EER (Nominal Cooling) [W/W]	3.77	3.90	3.81
	COP (Nominal Heating) [W/W]	4.25	4.36	4.27
Compressor	Output [kW x n]	(6.39x2) + (6.39x2)	(6.39) + (6.39) + (6.39x2)	(6.39) + (5.18x2) + (6.39x2)
	Model Name	DS-GB066FAVB SG x 4	DS-GB066FAVB SG x 4	DS-GB066FAVB SG x 3 + DS-GB052FAVB SG x 2
	Oil Type	PVE	PVE	PVE
Fan	Type	Propeller	Propeller	Propeller
	Output x n [W]	830 x 2 + 620.0 x 2	830 x 1 + (620.0 x 2) x 2	830x 1 + (620.0 x 2) x 2
	Air Flow Rate [CMM]	210 x 2 + 280	210 + 226 + 280	210 + 250 + 280
	Air Flow Rate [l/s]	3500 x 2 + 4667	3500 + 3767 + 4667	3500 + 4167 + 4667
	External Static Pressure (Max) [mmAq]	8.00	8.00	8.00
	External Static Pressure (Max) [Pa]	78.45	78.45	78.45
Piping Connections	Liquid Pipe [Ø, mm]	19.05	19.05	19.05
	Liquid Pipe [Ø, inch]	3/4"	3/4"	3/4"
	Gas Pipe [Ø, mm]	41.28	41.28	41.28
	Gas Pipe [Ø, inch]	1 5/8"	1 5/8"	1 5/8"
	Installation Limitation [Max Length]	200	200	200
	Installation Limitation [Max Height]	110.0	110.0	110.0
Refrigerant	Type	R410A	R410A	R410A
	Factory Charging [kg]	19.40	21.60	21.30
Sound	Sound Pressure [dB(A)]	69.0	68.0	69.0
External Dimension (Outdoor Unit)	Net Weight [kg]	184.5 x 2 + 300	184.5 + 235 + 300	184.5 + 278 + 300
	Net Dimensions (WxHxD) [mm]	(880 x 1,695 x 765) x 2 + 1,295 x 1,695 x 765	880 x 1,695 x 765 + (1,295 x 1,695 x 765) x 2	880 x 1,695 x 765 + (1,295 x 1,695 x 765) x 2
Operating Temp. Range	Cooling [°C]	-5.0 ~ 48.0	-5.0 ~ 48.0	-5.0 ~ 48.0
	Heating [°C]	-25.0 ~ 24.0	-25.0 ~ 24.0	-25.0 ~ 24.0

*Performances are based on the standard test condition.

*Specification maybe subject to change without prior notice.



DVM S HEATPUMP HIGH EER COMBINATION

Model Name		AM520HXVAGH1EU	AM540HXVAGH1EU	AM560HXVAGH1EU
Features	Outdoor unit module 1	AM120FXVAGH/EU	AM120FXVAGH/EU	AM120FXVAGH/EU
	Outdoor unit module 2	AM180FXVAGH/EU	AM200FXVAGH/EU	AM220FXVAGH/EU
	Outdoor unit module 3	AM220FXVAGH/EU	AM220FXVAGH/EU	AM220FXVAGH/EU
	Type	DVM S	DVM S	DVM S
Power Supply (Outdoor Unit) [Φ, #, V, Hz]		3,4,380-415,50	3,4,380-415,50	3,4,380-415,50
System	Mode	HEAT PUMP	HEAT PUMP	HEAT PUMP
Capacity	HP	52.00	54.00	56.00
	Cooling [kW]	145.60	151.20	156.80
	Cooling [Btu/hr]	496,800	515,900	535,000
	Heating [kW]	163.80	170.10	176.40
	Heating [Btu/hr]	558,900	580,400	601,900
Power Input (Nominal)	Cooling [kW]	38.63	40.94	43.10
	Heating [kW]	37.30	39.30	42.10
Current Input (Nominal)	Cooling [A]	62.00	65.70	69.10
	Heating [A]	59.90	63.10	67.60
	MCA [A]	108.60 (MCA)	112.00 (MCA)	114.00 (MCA)
	MFA [A]	125	125.00	125.00
Energy Efficiency Ratio	EER (Nominal Cooling) [W/W]	3.77	3.69	3.64
	COP (Nominal Heating) [W/W]	4.39	4.33	4.19
Compressor	Output [kW x n]	(6.39) + (6.39x2) + (6.39x2)	(6.39) + (6.39x2)x2	(6.39) + (6.39x2)x2
	Model Name	DS-GB066FAVBSG x 5	DS-GB066FAVBSG x 5	DS-GB066FAVBSG x 5
	Oil Type	PVE	PVE	PVE
Fan	Type	Propeller	Propeller	Propeller
	Output x n [W]	830 x 1 + (620.0 x 2) x 2	830 x 1 + (620.0 x 2) x 2	830 x 1 + (620.0 x 2) x 2
	Air Flow Rate [CMM]	210 + 270 + 280	210 + 275 + 280	210 + 280 x 2
	Air Flow Rate [l/s]	3500 + 4500 + 4667	3500 + 4583 + 4667	3500 + 4667 x 2
	External Static Pressure (Max) [mmAq]	8.00	8.00	8.00
	External Static Pressure (Max) [Pa]	78.45	78.45	78.45
Piping Connections	Liquid Pipe [Ø, mm]	19.05	19.05	19.05
	Liquid Pipe [Ø, inch]	3/4"	3/4"	3/4"
	Gas Pipe [Ø, mm]	41.28	41.28	41.28
	Gas Pipe [Ø, inch]	1 5/8"	1 5/8"	1 5/8"
	Installation Limitation [Max Length]	200	200	200
	Installation Limitation [Max Height]	110.0	110.0	110.0
Refrigerant	Type	R410A	R410A	R410A
	Factory Charging [kg]	22.60	22.30	22.30
Sound	Sound Pressure [dB(A)]	69.0	69.0	70.0
External Dimension (Outdoor Unit)	Net Weight [kg]	184.5 + 300 x 2	184.5 + 300 x 2	184.5 + 300 x 2
	Net Dimensions (WxHxD) [mm]	880 x 1,695 x 765 + (1,295 x 1,695 x 765) x 2	880 x 1,695 x 765 + (1,295 x 1,695 x 765) x 2	880 x 1,695 x 765 + (1,295 x 1,695 x 765) x 2
Operating Temp. Range	Cooling [°C]	-5.0 ~ 48.0	-5.0 ~ 48.0	-5.0 ~ 48.0
	Heating [°C]	-25.0 ~ 24.0	-25.0 ~ 24.0	-25.0 ~ 24.0

*Performances are based on the standard test condition.

*Specification maybe subject to change without prior notice.



DVM S HEATPUMP HIGH EER COMBINATION

Model Name		AM580HXVAGH1EU	AM600HXVAGH1EU	AM620HXVAGH1EU
	Outdoor unit module 1	AM140FXVAGH/EU	AM160FXVAGH/EU	AM180FXVAGH/EU
	Outdoor unit module 2	AM220FXVAGH/EU	AM220FXVAGH/EU	AM220FXVAGH/EU
	Outdoor unit module 3	AM220FXVAGH/EU	AM220FXVAGH/EU	AM220FXVAGH/EU
Features	Type	DVM S	DVM S	DVM S
Power Supply (Outdoor Unit) [Φ, #, V, Hz]		3,4,380-415,50	3,4,380-415,50	3,4,380-415,50
System	Mode	HEAT PUMP	HEAT PUMP	HEAT PUMP
Capacity	HP	58.00	60.00	62.00
	Cooling [kW]	163.20	168.20	173.60
	Cooling [Btu/hr]	556,900	573,900	592,300
	Heating [kW]	183.60	189.00	195.30
	Heating [Btu/hr]	626,500	644,900	666,400
Power Input (Nominal)	Cooling [kW]	43.60	45.70	47.58
	Heating [kW]	42.90	44.90	45.30
Current Input (Nominal)	Cooling [A]	69.90	73.20	76.30
	Heating [A]	68.80	72.00	72.70
	MCA [A]	114.00 (MCA)	121.00 (MCA)	128.10 (MCA)
	MFA [A]	125.00	150.00	150.00
Energy Efficiency Ratio	EER (Nominal Cooling) [W/W]	3.74	3.68	3.65
	COP (Nominal Heating) [W/W]	4.28	4.21	4.31
Compressor	Output [kW x n]	(6.39) + (6.39x2)x2	(5.18x2) + (6.39x2)x2	(6.39x2) + (6.39x2)x2
	Model Name	DS-GB066FAVB SG x 5	DS-GB052FAVASG x 2 + DS-GB066FAVB SG x 4	DS-GB066FAVB SG x 6
	Oil Type	PVE	PVE	PVE
Fan	Type	Propeller	Propeller	Propeller
	Output x n [W]	(620.0 x 2) x 3	(620.0 x 2) x 3	(620.0 x 2) x 3
	Air Flow Rate [CMM]	226 + 280x2	250 + 280x2	270 + 280x2
	Air Flow Rate [L/s]	3767 + 4667 x2	4167 + 4667x2	4500 + 4667x2
	External Static Pressure (Max) [mmAq]	8.00	8.00	8.00
	External Static Pressure (Max) [Pa]	78.45	78.45	78.45
Piping Connections	Liquid Pipe [Ø, mm]	19.05	19.05	22.22
	Liquid Pipe [Ø, inch]	3/4"	3/4"	7/8"
	Gas Pipe [Ø, mm]	41.28	41.28	53.98
	Gas Pipe [Ø, inch]	1 5/8"	1 5/8"	2 1/8"
	Installation Limitation [Max Length]	200	200	200
	Installation Limitation [Max Height]	110.0	110.0	110.0
Refrigerant	Type	R410A	R410A	R410A
	Factory Charging [kg]	24.50	24.20	25.50
Sound	Sound Pressure [dB(A)]	70.0	70.0	70.0
External Dimension (Outdoor Unit)	Net Weight [kg]	235 + 300x2	278 + 300x2	300x3
	Net Dimensions (WxHxD) [mm]	(1,295 x 1,695 x 765) x 3	(1,295 x 1,695 x 765) x 3	(1,295 x 1,695 x 765) x 3
Operating Temp. Range	Cooling [°C]	-5.0 ~ 48.0	-5.0 ~ 48.0	-5.0 ~ 48.0
	Heating [°C]	-25.0 ~ 24.0	-25.0 ~ 24.0	-25.0 ~ 24.0

*Performances are based on the standard test condition.

*Specification maybe subject to change without prior notice.



DVM S HEATPUMP HIGH EER COMBINATION

Model Name		AM640HXVAGH1EU	AM660HXVAGH1EU	AM680HXVAGH1EU
	Outdoor unit module 1	AM200FXVAGH/EU	AM220FXVAGH/EU	AM120FXVAGH/EU
	Outdoor unit module 2	AM220FXVAGH/EU	AM220FXVAGH/EU	AM120FXVAGH/EU
	Outdoor unit module 3	AM220FXVAGH/EU	AM220FXVAGH/EU	AM220FXVAGH/EU
	Outdoor unit module 4	-	-	AM220FXVAGH/EU
Features	Type	DVM S	DVM S	DVM S
Power Supply (Outdoor Unit) [Φ, #, V, Hz]		3,4,380-415,50	3,4,380-415,50	3,4,380-415,50
System	Mode	HEAT PUMP	HEAT PUMP	HEAT PUMP
Capacity	HP	64.00	66.00	68.00
	Cooling [kW]	179.20	184.80	190.40
	Cooling [Btu/hr]	611,500	630,600	649,700
	Heating [kW]	201.60	207.90	214.20
	Heating [Btu/hr]	687,900	709,400	730,900
Power Input (Nominal)	Cooling [kW]	49.89	52.05	51.50
	Heating [kW]	47.30	50.10	50.80
Current Input (Nominal)	Cooling [A]	80.00	83.40	82.60
	Heating [A]	75.90	80.40	81.60
	MCA [A]	131.50 (MCA)	133.50 (MCA)	139.00 (MCA)
	MFA [A]	150.00	150.00	175.00
Energy Efficiency Ratio	EER (Nominal Cooling) [W/W]	3.59	3.55	3.70
	COP (Nominal Heating) [W/W]	4.26	4.15	4.22
Compressor	Output [kW x n]	(6.39x2) + (6.39x2)x2	(6.39x2)x3	(6.39)x2 + (6.39x2)x2
	Model Name	DS-GB066FAVBSG x 6	DS-GB066FAVBSG x 6	DS-GB066FAVBSG x 6
	Oil Type	PVE	PVE	PVE
Fan	Type	Propeller	Propeller	Propeller
	Output x n [W]	(620.0 x 2) x 3	(620.0 x 2) x 3	(830x1)x2 + (620.0 x 2) x 2
	Air Flow Rate [CMM]	275 + 280x2	280x3	210 x 2 + 280 x 2
	Air Flow Rate [l/s]	4583 + 4667x2	4667x3	3500x2 + 4667x2
	External Static Pressure (Max) [mmAq]	8.00	8.00	8.00
	External Static Pressure (Max) [Pa]	78.45	78.45	78.45
Piping Connections	Liquid Pipe [Ø, mm]	22.22	22.22	22.22
	Liquid Pipe [Ø, inch]	7/8"	7/8"	7/8"
	Gas Pipe [Ø, mm]	53.98	53.98	53.98
	Gas Pipe [Ø, inch]	2 1/8"	2 1/8"	2 1/8"
	Installation Limitation [Max Length]	200	200	200
	Installation Limitation [Max Height]	110.0	110.0	110.0
Refrigerant	Type	R410A	R410A	R410A
	Factory Charging [kg]	25.2	25.2	27.8
Sound	Sound Pressure [dB(A)]	70.0	71.0	70.0
External Dimension (Outdoor Unit)	Net Weight [kg]	300 x 3	300 x 3	184.5x2 + 300 x 2
	Net Dimensions (WxHxD) [mm]	(1,295 x 1,695 x 765) x 3	(1,295 x 1,695 x 765) x 3	(880 x 1,695 x 765) x 2 + (1,295 x 1,695 x 765) x 2
Operating Temp. Range	Cooling [°C]	-5.0 ~ 48.0	-5.0 ~ 48.0	-5.0 ~ 48.0
	Heating [°C]	-25.0 ~ 24.0	-25.0 ~ 24.0	-25.0 ~ 24.0

*Performances are based on the standard test condition.

*Specification maybe subject to change without prior notice.



DVM S HEATPUMP HIGH EER COMBINATION

Model Name		AM700HXVAGH1EU	AM720HXVAGH1EU
	Outdoor unit module 1	AM120FXVAGH/EU	AM120FXVAGH/EU
	Outdoor unit module 2	AM140FXVAGH/EU	AM160FXVAGH/EU
	Outdoor unit module 3	AM220FXVAGH/EU	AM220FXVAGH/EU
	Outdoor unit module 4	AM220FXVAGH/EU	AM220FXVAGH/EU
Features	Type	DVM S	DVM S
Power Supply (Outdoor Unit) [Φ, #, V, Hz]		3,4,380-415,50	3,4,380-415,50
System	Mode	HEAT PUMP	HEAT PUMP
Capacity	HP	70.00	72.00
	Cooling [kW]	196.80	201.80
	Cooling [Btu/hr]	671,500	688,600
	Heating [kW]	221.40	226.80
	Heating [Btu/hr]	755,400	773,900
Power Input (Nominal)	Cooling [kW]	52.00	54.10
	Heating [kW]	51.60	53.60
Current Input (Nominal)	Cooling [A]	83.40	86.70
	Heating [A]	82.80	86.00
	MCA [A]	139.00 (MCA)	146.50 (MCA)
	MFA [A]	175.00	175.00
Energy Efficiency Ratio	EER (Nominal Cooling) [W/W]	3.78	3.73
	COP (Nominal Heating) [W/W]	4.29	4.23
Compressor	Output [kW x n]	.(6.39) + (6.39).+ (6.39x2)x2	(6.39) + (5.18x2) + (6.39x2)x2
	Model Name	DS-GB066FAVB SG x 6	DS-GB066FAVB SG x 5 + DS-GB052FAVASG x 2
	Oil Type	PVE	PVE
Fan	Type	Propeller	Propeller
	Output x n [W]	830x 1 + (620.0 x 2) x 3	830 x 1 + (620.0 x 2) x 3
	Air Flow Rate [CMM]	210 + 226 +280x2	210 + 250 + 280x2
	Air Flow Rate [L/s]	3500 + 3767 + 4667x2	3500 + 4167 + 4667x2
	External Static Pressure (Max) [mmAq]	8.00	8.00
	External Static Pressure (Max) [Pa]	78.45	78.45
Piping Connections	Liquid Pipe [Ø, mm]	22.22	22.22
	Liquid Pipe [Ø, inch]	7/8"	7/8"
	Gas Pipe [Ø, mm]	53.98	53.98
	Gas Pipe [Ø, inch]	2 1/8"	2 1/8"
	Installation Limitation [Max Length]	200	200
	Installation Limitation [Max Height]	110.0	110.0
Refrigerant	Type	R410A	R410A
	Factory Charging [kg]	30.00	29.70
Sound	Sound Pressure [dB(A)]	70.0	71.0
External Dimension (Outdoor Unit)	Net Weight [kg]	184.5 + 235 + 300x2	184.5 + 278 + 300x2
	Net Dimensions (WxHxD) [mm]	880 x 1,695 x 765 + (1,295 x 1,695 x 765) x 3	880 x 1,695 x 765 + (1,295 x 1,695 x 765) x 3
Operating Temp. Range	Cooling [°C]	-5.0 ~ 48.0	-5.0 ~ 48.0
	Heating [°C]	-25.0 ~ 24.0	-25.0 ~ 24.0

*Performances are based on the standard test condition.

*Specification maybe subject to change without prior notice.



DVM S HEATPUMP HIGH EER COMBINATION

Model Name		AM740HXVAGH1EU	AM760HXVAGH1EU
	Outdoor unit module 1	AM120FXVAGH/EU	AM120FXVAGH/EU
	Outdoor unit module 2	AM180FXVAGH/EU	AM200FXVAGH/EU
	Outdoor unit module 3	AM220FXVAGH/EU	AM220FXVAGH/EU
	Outdoor unit module 4	AM220FXVAGH/EU	AM220FXVAGH/EU
Features	Type	DVM S	DVM S
Power Supply (Outdoor Unit) [Φ, #, V, Hz]		3,4,380-415,50	3,4,380-415,50
System	Mode	HEAT PUMP	HEAT PUMP
Capacity	HP	74.00	76.00
	Cooling [kW]	207.20	212.80
	Cooling [Btu/hr]	707,000	726,100
	Heating [kW]	233.10	239.40
	Heating [Btu/hr]	795,400	816,900
Power Input (Nominal)	Cooling [kW]	55.98	58.29
	Heating [kW]	54.00	56.00
Current Input (Nominal)	Cooling [A]	89.80	93.50
	Heating [A]	86.70	89.90
	MCA [A]	153.10 (MCA)	156.50 (MCA)
	MFA [A]	175.00	175.00
Energy Efficiency Ratio	EER (Nominal Cooling) [W/W]	3.70	3.65
	COP (Nominal Heating) [W/W]	4.32	4.28
Compressor	Output [kW x n]	(6.39) + (6.39x2) + (6.39x2)x2	(6.39) + (6.39x2) + (6.39x2)x2
	Model Name	DS-GB066FAVB SG x 7	DS-GB066FAVB SG x 7
	Oil Type	PVE	PVE
Fan	Type	Propeller	Propeller
	Output x n [W]	830 x 1 + (620.0 x 2) x 3	830 x 1 + (620.0 x 2) x 3
	Air Flow Rate [CMM]	210 + 270 + 280x2	210 + 275 + 280x2
	Air Flow Rate [l/s]	3500 + 4500 + 4667x2	3500 + 4583 + 4667x2
	External Static Pressure (Max) [mmAq]	8.00	8.00
	External Static Pressure (Max) [Pa]	78.45	78.45
Piping Connections	Liquid Pipe [Ø, mm]	22.22	22.22
	Liquid Pipe [Ø, inch]	7/8"	7/8"
	Gas Pipe [Ø, mm]	53.98	53.98
	Gas Pipe [Ø, inch]	2 1/8"	2 1/8"
	Installation Limitation [Max Length]	200	200
	Installation Limitation [Max Height]	110.0	110.0
Refrigerant	Type	R410A	R410A
	Factory Charging [kg]	31.00	30.70
Sound	Sound Pressure [dB(A)]	71.0	71.0
External Dimension (Outdoor Unit)	Net Weight [kg]	184.5 + 300x3	184.5 + 300x3
	Net Dimensions (WxHxD) [mm]	880 x 1,695 x 765 + (1,295 x 1,695 x 765) x 3	880 x 1,695 x 765 + (1,295 x 1,695 x 765) x 3
Operating Temp. Range	Cooling [°C]	-5.0 ~ 48.0	-5.0 ~ 48.0
	Heating [°C]	-25.0 ~ 24.0	-25.0 ~ 24.0

*Performances are based on the standard test condition.

*Specification maybe subject to change without prior notice.

DVM S HEATPUMP HIGH EER COMBINATION



Model Name		AM780HXVAGH1EU	AM800HXVAGH1EU
	Outdoor unit module 1	AM120FXVAGH/EU	AM140FXVAGH/EU
	Outdoor unit module 2	AM220FXVAGH/EU	AM220FXVAGH/EU
	Outdoor unit module 3	AM220FXVAGH/EU	AM220FXVAGH/EU
	Outdoor unit module 4	AM220FXVAGH/EU	AM220FXVAGH/EU
Features	Type	DVM S	DVM S
Power Supply (Outdoor Unit) [Φ, #, V, Hz]		3,4,380-415,50	3,4,380-415,50
System	Mode	HEAT PUMP	HEAT PUMP
Capacity	HP	78.00	80.00
	Cooling [kW]	218.40	224.80
	Cooling [Btu/hr]	745,200	767,000
	Heating [kW]	245.70	252.90
	Heating [Btu/hr]	838,400	862,900
Power Input (Nominal)	Cooling [kW]	60.45	60.95
	Heating [kW]	58.80	59.60
Current Input (Nominal)	Cooling [A]	96.90	97.70
	Heating [A]	94.40	95.60
	MCA [A]	158.50 (MCA)	158.50 (MCA)
	MFA [A]	175.00	175.00
Energy Efficiency Ratio	EER (Nominal Cooling) [W/W]	3.61	3.69
	COP (Nominal Heating) [W/W]	4.18	4.24
Compressor	Output [kW x n]	(6.39) + (6.39x2)x3	(6.39) + (6.39x2)x3
	Model Name	DS-GB066FAVBSG x 7	DS-GB066FAVBSG x 7
	Oil Type	PVE	PVE
Fan	Type	Propeller	Propeller
	Output x n [W]	830 x 1 + (620.0 x 2) x 3	(620.0 x 2) x 4
	Air Flow Rate [CMM]	210 + 280x3	226 + 280x3
	Air Flow Rate [L/s]	3500 + 4667x3	3767 + 4667x3
	External Static Pressure (Max) [mmAq]	8.00	8.00
	External Static Pressure (Max) [Pa]	78.45	78.45
Piping Connections	Liquid Pipe [Ø, mm]	22.22	22.22
	Liquid Pipe [Ø, inch]	7/8"	7/8"
	Gas Pipe [Ø, mm]	53.98	53.98
	Gas Pipe [Ø, inch]	2 1/8"	2 1/8"
	Installation Limitation [Max Length]	200	200
	Installation Limitation [Max Height]	110.0	110.0
Refrigerant	Type	R410A	R410A
	Factory Charging [kg]	30.70	32.90
Sound	Sound Pressure [dB(A)]	71.0	71.0
External Dimension (Outdoor Unit)	Net Weight [kg]	184.5 + 300x3	235 + 300x3
	Net Dimensions (WxHxD) [mm]	880 x 1,695 x 765 + (1,295 x 1,695 x 765) x 3	(1,295 x 1,695 x 765) x 4
Operating Temp. Range	Cooling [°C]	-5.0 ~ 48.0	-5.0 ~ 48.0
	Heating [°C]	-25.0 ~ 24.0	-25.0 ~ 24.0

*Performances are based on the standard test condition.

*Specification may be subject to change without prior notice.



DVM S HEAT PUMP SPACE SAVING COMBINATION

Model Name		AM360HXVAGH2EU	AM380HXVAGH2EU	AM460HXVAGH2EU
Features	Outdoor unit module 1	AM120FXVAGH/EU	AM120FXVAGH/EU	AM200FXVAGH/EU
	Outdoor unit module 2	AM240HXVAGH/EU	AM260HXVAGH/EU	AM260HXVAGH/EU
	Type	DVM S	DVM S	DVM S
Power Supply (Outdoor Unit) [Φ, #, V, Hz]		3,4,380-415,50	3,4,380-415,50	3,4,380-415,50
System	Mode	HEAT PUMP	HEAT PUMP	HEAT PUMP
Capacity	HP	36.00	38.00	46.00
	Cooling [kW]	100.80	106.40	128.80
	Cooling [Btu/hr]	343,900	363,100	439,500
	Heating [kW]	113.40	119.70	144.90
	Heating [Btu/hr]	386,900	408,400	494,400
Power Input (Nominal)	Cooling [kW]	25.50	27.70	34.49
	Heating [kW]	28.50	30.50	35.70
Current Input (Nominal)	Cooling [A]	40.33	43.78	54.68
	Heating [A]	45.06	48.20	56.50
	MCA [A]	80.00 (MCA)	83.00 (MCA)	100.50 (MCA)
	MFA [A]	80.00	90.00	125.00
Energy Efficiency Ratio	EER (Nominal Cooling) [W/W]	3.95	3.84	3.73
	COP (Nominal Heating) [W/W]	3.98	3.92	4.06
Compressor	Output [kW x n]	(6.39) + (6.39x2)	(6.39) + (6.76x2)	(6.39x2) + (6.76x2)
	Model Name	DS-GB066FAVB SG x 3	DS-GB066FAVB SG x 1 + DS-GB070FAVASG x 2	DS-GB066FAVB SG x 2 + DS-GB070FAVASG x 2
	Oil Type	PVE	PVE	PVE
Fan	Type	Propeller	Propeller	Propeller
	Output x n [W]	830 x 1 + 620.0 x 2	830 x 1 + 620.0 x 2	(620.0 x 2) x 2
	Air Flow Rate [CMM]	210 + 310	210 + 310	275 + 310
	Air Flow Rate [L/s]	3500 + 5,166.67	3500 + 5,166.67	4583 + 5,166.67
	External Static Pressure (Max) [mmAq]	8.00	8.00	8.00
	External Static Pressure (Max) [Pa]	78.45	78.45	78.45
Piping Connections	Liquid Pipe [Ø, mm]	19.05	19.05	19.05
	Liquid Pipe [Ø, inch]	3/4"	3/4"	3/4"
	Gas Pipe [Ø, mm]	41.28	41.28	41.28
	Gas Pipe [Ø, inch]	1 5/8"	1 5/8"	1 5/8"
	Installation Limitation [Max Length]	200	200	200
	Installation Limitation [Max Height]	110.0	110.0	110.0
Refrigerant	Type	R410A	R410A	R410A
	Factory Charging [kg]	19.80	19.80	22.70
Sound	Sound Pressure [dB(A)]	68.0	68.0	69.0
External Dimension (Outdoor Unit)	Net Weight [kg]	184.5 + 360	184.5 + 356.0	300 + 360
	Net Dimensions (WxHxD) [mm]	880 x 1,695 x 765 + 1,295 x 1,695 x 765	880 x 1,695 x 765 + 1,295 x 1,695 x 765	(1,295 x 1,695 x 765) x 2
Operating Temp. Range	Cooling [°C]	-5.0 ~ 48.0	-5.0 ~ 48.0	-5.0 ~ 48.0
	Heating [°C]	-25.0 ~ 24.0	-25.0 ~ 24.0	-25.0 ~ 24.0

*Performances are based on the standard test condition.

*Specification maybe subject to change without prior notice.



DVM S HEAT PUMP SPACE SAVING COMBINATION

Model Name		AM480HXVAGH2EU	AM500HXVAGH2EU	AM520HXVAGH2EU
Features	Outdoor unit module 1	AM220FXVAGH/EU	AM240HXVAGH/EU	AM260HXVAGH/EU
	Outdoor unit module 2	AM260HXVAGH/EU	AM260HXVAGH/EU	AM260HXVAGH/EU
	Type	DVM S	DVM S	DVM S
Power Supply (Outdoor Unit) [Φ, #, V, Hz]		3,4,380-415,50	3,4,380-415,50	3,4,380-415,50
System	Mode	HEAT PUMP	HEAT PUMP	HEAT PUMP
Capacity	HP	48.00	50.00	52.00
	Cooling [kW]	134.40	140.00	145.60
	Cooling [Btu/hr]	458,600	477,700	496,800
	Heating [kW]	151.20	157.50	163.80
	Heating [Btu/hr]	515,900	537,400	558,900
Power Input (Nominal)	Cooling [kW]	36.65	36.40	38.60
	Heating [kW]	38.50	41.60	43.60
Current Input (Nominal)	Cooling [A]	58.08	57.11	60.56
	Heating [A]	61.00	65.26	68.40
	MCA [A]	102.50 (MCA)	113.00 (MCA)	116.00 (MCA)
	MFA [A]	125.00	125.00	125.00
Energy Efficiency Ratio	EER (Nominal Cooling) [W/W]	3.67	3.85	3.77
	COP (Nominal Heating) [W/W]	3.93	3.79	3.76
Compressor	Output [kW x n]	(6.39x2) + (6.76x2)	(6.39x2) + (6.76x2)	(6.76x2)x2
	Model Name	DS-GB066FAVB5G x 2 + DS-GB070FAVASG x 2	DS-GB066FAVB5G x 2 + DS-GB070FAVASG x 2	DS-GB070FAVASG x 4
	Oil Type	PVE	PVE	PVE
Fan	Type	Propeller	Propeller	Propeller
	Output x n [W]	(620.0 x 2) x 2	(620.0 x 2) x 2	(620.0 x 2) x 2
	Air Flow Rate [CMM]	280 + 310	310 x 2	310 x 2
	Air Flow Rate [L/s]	4667 + 5,167	5,167 x 2	5,167 x 2
	External Static Pressure (Max) [mmAq]	8.00	8.00	8.00
	External Static Pressure (Max) [Pa]	78.45	78.45	78.45
Piping Connections	Liquid Pipe [Ø, mm]	19.05	19.05	19.05
	Liquid Pipe [Ø, inch]	3/4"	3/4"	3/4"
	Gas Pipe [Ø, mm]	41.28	41.28	41.28
	Gas Pipe [Ø, inch]	1 5/8"	1 5/8"	1 5/8"
	Installation Limitation [Max Length]	200	200	200
	Installation Limitation [Max Height]	110.0	110.0	110.0
Refrigerant	Type	R410A	R410A	R410A
	Factory Charging [kg]	22.70	28.60	28.60
Sound	Sound Pressure [dB(A)]	70.0	70.0	70.0
External Dimension (Outdoor Unit)	Net Weight [kg]	300 + 360	360x2	360x2
	Net Dimensions (WxHxD) [mm]	(1,295 x 1,695 x 765) x 2	(1,295 x 1,695 x 765) x 2	(1,295 x 1,695 x 765) x 2
Operating Temp. Range	Cooling [°C]	-5.0 ~ 48.0	-5.0 ~ 48.0	-5.0 ~ 48.0
	Heating [°C]	-25.0 ~ 24.0	-25.0 ~ 24.0	-25.0 ~ 24.0

*Performances are based on the standard test condition.

*Specification maybe subject to change without prior notice.



DVM S HEAT PUMP SPACE SAVING COMBINATION

Model Name		AM580HXVAGH2EU	AM600HXVAGH2EU	AM620HXVAGH2EU
	Outdoor unit module 1	AM120FXVAGH/EU	AM120FXVAGH/EU	AM120FXVAGH/EU
	Outdoor unit module 2	AM200FXVAGH/EU	AM220FXVAGH/EU	AM240HXVAGH/EU
	Outdoor unit module 3	AM260HXVAGH/EU	AM260HXVAGH/EU	AM260HXVAGH/EU
Features	Type	DVM S	DVM S	DVM S
Power Supply (Outdoor Unit) [Φ, #, V, Hz]		3,4,380-415,50	3,4,380-415,50	3,4,380-415,50
System	Mode	HEAT PUMP	HEAT PUMP	HEAT PUMP
Capacity	HP	58.00	60.00	62.00
	Cooling [kW]	162.40	168.00	173.60
	Cooling [Btu/hr]	554,100	573,200	592,300
	Heating [kW]	182.70	189.00	195.30
	Heating [Btu/hr]	623,400	644,900	666,400
Power Input (Nominal)	Cooling [kW]	42.89	45.05	44.80
	Heating [kW]	44.40	47.20	50.30
Current Input (Nominal)	Cooling [A]	68.18	71.58	70.61
	Heating [A]	70.50	75.00	79.26
	MCA [A]	125.50 (MCA)	127.50 (MCA)	138.00 (MCA)
	MFA [A]	125.00	150.00	150.00
Energy Efficiency Ratio	EER (Nominal Cooling) [W/W]	3.79	3.73	3.88
	COP (Nominal Heating) [W/W]	4.11	4.00	3.88
Compressor	Output [kW x n]	(6.39) + (6.39x2) + (6.76x2)	(6.39) + (6.39x2) + (6.76x2)	(6.39) + (6.39x2) + (6.76x2)
	Model Name	DS-GB066FAVBSG x 3 + DS-GB070FAVASG x 2	DS-GB066FAVBSG x 3 + DS-GB070FAVASG x 2	DS-GB066FAVBSG x 3 + DS-GB070FAVASG x 2
	Oil Type	PVE	PVE	PVE
Fan	Type	Propeller	Propeller	Propeller
	Output x n [W]	830 x 1 + (620.0 x 2) x 2	830 x 1 + (620.0 x 2) x 2	830 x 1 + (620.0 x 2) x 2
	Air Flow Rate [CMM]	210 + 275 + 310	210 + 280 + 310	210 + 310 x 2
	Air Flow Rate [l/s]	3500 + 4583 + 5,167	3500 + 4667 + 5,167	3500 + 5,167 x 2
	External Static Pressure (Max) [mmAq]	8.00	8.00	8.00
	External Static Pressure (Max) [Pa]	78.45	78.45	78.45
Piping Connections	Liquid Pipe [Ø, mm]	19.05	19.05	22.22
	Liquid Pipe [Ø, inch]	3/4"	3/4"	7/8"
	Gas Pipe [Ø, mm]	41.28	41.28	53.98
	Gas Pipe [Ø, inch]	1 5/8"	1 5/8"	2 1/8"
	Installation Limitation [Max Length]	200	200	200
	Installation Limitation [Max Height]	110.0	110.0	110.0
Refrigerant	Type	R410A	R410A	R410A
	Factory Charging [kg]	28.20	28.20	34.10
Sound	Sound Pressure [dB(A)]	70.0	70.0	71.0
External Dimension (Outdoor Unit)	Net Weight [kg]	184.5 + 300 + 360	184.5 + 300 + 360	184.5 + 360 x 2
	Net Dimensions (WxHxD) [mm]	880 x 1,695 x 765 + (1,295 x 1,695 x 765) x 2	880 x 1,695 x 765 + (1,295 x 1,695 x 765) x 2	880 x 1,695 x 765 + (1,295 x 1,695 x 765) x 2
Operating Temp. Range	Cooling [°C]	-5.0 ~ 48.0	-5.0 ~ 48.0	-5.0 ~ 48.0
	Heating [°C]	-25.0 ~ 24.0	-25.0 ~ 24.0	-25.0 ~ 24.0

*Performances are based on the standard test condition.

*Specification maybe subject to change without prior notice.



DVM S HEAT PUMP SPACE SAVING COMBINATION

Model Name		AM640HXVAGH2EU	AM680HXVAGH2EU	AM700HXVAGH2EU
	Outdoor unit module 1	AM120FXVAGH/EU	AM220FXVAGH/EU	AM220FXVAGH/EU
	Outdoor unit module 2	AM260HXVAGH/EU	AM220FXVAGH/EU	AM220FXVAGH/EU
	Outdoor unit module 3	AM260HXVAGH/EU	AM240HXVAGH/EU	AM260HXVAGH/EU
Features	Type	DVM S	DVM S	DVM S
Power Supply (Outdoor Unit) [Φ, #, V, Hz]		3,4,380-415,50	3,4,380-415,50	3,4,380-415,50
System	Mode	HEAT PUMP	HEAT PUMP	HEAT PUMP
Capacity	HP	64.00	68.00	70.00
	Cooling [kW]	179.20	190.40	196.00
	Cooling [Btu/hr]	611,500	649,700	668,800
	Heating [kW]	201.60	214.20	220.50
	Heating [Btu/hr]	687,900	730,900	752,400
Power Input (Nominal)	Cooling [kW]	47.00	51.80	54.00
	Heating [kW]	52.30	53.20	55.20
Current Input (Nominal)	Cooling [A]	74.06	82.43	85.88
	Heating [A]	82.40	84.66	87.80
	MCA [A]	141.00 (MCA)	144.00 (MCA)	147.00 (MCA)
	MFA [A]	150.00	175.00	175.00
Energy Efficiency Ratio	EER (Nominal Cooling) [W/W]	3.81	3.68	3.63
	COP (Nominal Heating) [W/W]	3.85	4.03	3.99
Compressor	Output [kW x n]	(6.39) + (6.76x2)x2	(6.39x2)x2 + (6.39x2)	(6.39x2)x2 + (6.76x2)
	Model Name	DS-GB066FAVBSG x 1 + DS-GB070FAVASG x 4	DS-GB066FAVBSG x 6	DS-GB066FAVBSG x 4 + DS-GB070FAVASG x 2
	Oil Type	PVE	PVE	PVE
Fan	Type	Propeller	Propeller	Propeller
	Output x n [W]	830 x 1 + (620.0 x 2) x 2	(620.0 x 2) x 3	(620.0 x 2) x 3
	Air Flow Rate [CMM]	210 + 310 x 2	280 x 2 + 310	280 x 2 + 310
	Air Flow Rate [L/s]	3500 + 5,167 x 2	4667 x 2 + 5,167	4667 x 2 + 5,167
	External Static Pressure (Max) [mmAq]	8.00	8.00	8.00
	External Static Pressure (Max) [Pa]	78.45	78.45	78.45
Piping Connections	Liquid Pipe [Ø, mm]	22.22	22.22	22.22
	Liquid Pipe [Ø, inch]	7/8"	7/8"	7/8"
	Gas Pipe [Ø, mm]	53.98	53.98	53.98
	Gas Pipe [Ø, inch]	2 1/8"	2 1/8"	2 1/8"
	Installation Limitation [Max Length]	200	200	200
	Installation Limitation [Max Height]	110.0	110.0	110.0
Refrigerant	Type	R410A	R410A	R410A
	Factory Charging [kg]	34.10	31.10	31.10
Sound	Sound Pressure [dB(A)]	71.0	71.0	71.0
External Dimension (Outdoor Unit)	Net Weight [kg]	184.5 + 360 x 2	300x2 + 360	300 x 2 + 360
	Net Dimensions (WxHxD) [mm]	880 x 1,695 x 765 + (1,295 x 1,695 x 765) x 2	(1,295 x 1,695 x 765) x 3	1,295 x 1,695 x 765) x 3
Operating Temp. Range	Cooling [°C]	-5.0 ~ 48.0	-5.0 ~ 48.0	-5.0 ~ 48.0
	Heating [°C]	-25.0 ~ 24.0	-25.0 ~ 24.0	-25.0 ~ 24.0

*Performances are based on the standard test condition.

*Specification maybe subject to change without prior notice.



DVM S HEAT PUMP SPACE SAVING COMBINATION

Model Name		AM720HXVAGH2EU	AM740HXVAGH2EU
	Outdoor unit module 1	AM220FXVAGH/EU	AM220FXVAGH/EU
	Outdoor unit module 2	AM240HXVAGH/EU	AM260HXVAGH/EU
	Outdoor unit module 3	AM260HXVAGH/EU	AM260HXVAGH/EU
Features	Type	DVM S	DVM S
Power Supply (Outdoor Unit) [Φ, #, V, Hz]		3,4,380-415,50	3,4,380-415,50
System	Mode	HEAT PUMP	HEAT PUMP
Capacity	HP	72.00	74.00
	Cooling [kW]	201.60	207.20
	Cooling [Btu/hr]	687,900	707,000
	Heating [kW]	226.80	233.10
	Heating [Btu/hr]	773,900	795,400
Power Input (Nominal)	Cooling [kW]	53.75	55.95
	Heating [kW]	58.30	60.30
Current Input (Nominal)	Cooling [A]	84.91	88.36
	Heating [A]	92.06	95.20
	MCA [A]	157.50 (MCA)	160.50 (MCA)
	MFA [A]	175.00	175.00
Energy Efficiency Ratio	EER (Nominal Cooling) [W/W]	3.75	3.70
	COP (Nominal Heating) [W/W]	3.89	3.87
Compressor	Output [kW x n]	(6.39x2) + (6.39x2) + (6.76x2)	(6.39x2) + (6.76x2)x2
	Model Name	DS-GB066FAVB5G x 4 + DS-GB070FAVASG x 2	DS-GB066FAVB5G x 2 + DS-GB070FAVASG x 4
	Oil Type	PVE	PVE
Fan	Type	Propeller	Propeller
	Output x n [W]	(620.0 x 2) x 3	(620.0 x 2) x 3
	Air Flow Rate [CMM]	280 + 310 x 2	280 + 310 x 2
	Air Flow Rate [L/s]	4667 + 5,167 x 2	4667 + 5,167 x 2
	External Static Pressure (Max) [mmAq]	8.00	8.00
	External Static Pressure (Max) [Pa]	78.45	78.45
Piping Connections	Liquid Pipe [Ø, mm]	22.22	22.22
	Liquid Pipe [Ø, inch]	7/8"	7/8"
	Gas Pipe [Ø, mm]	53.98	53.98
	Gas Pipe [Ø, inch]	2 1/8"	2 1/8"
	Installation Limitation [Max Length]	200	200
	Installation Limitation [Max Height]	110.0	110.0
Refrigerant	Type	R410A	R410A
	Factory Charging [kg]	37.00	37.00
Sound	Sound Pressure [dB(A)]	71.0	71.0
External Dimension (Outdoor Unit)	Net Weight [kg]	300 + 360 x 2	300 + 360 x 2
	Net Dimensions (WxHxD) [mm]	(1,295 x 1,695 x 765) x 3	(1,295 x 1,695 x 765) x 3
Operating Temp. Range	Cooling [°C]	-5.0 ~ 48.0	-5.0 ~ 48.0
	Heating [°C]	-25.0 ~ 24.0	-25.0 ~ 24.0

*Performances are based on the standard test condition.

*Specification maybe subject to change without prior notice.



DVM S HEAT PUMP SPACE SAVING COMBINATION

Model Name		AM760HXVAGH2EU	AM780HXVAGH2EU
	Outdoor unit module 1	AM240HXVAGH/EU	AM260HXVAGH/EU
	Outdoor unit module 2	AM260HXVAGH/EU	AM260HXVAGH/EU
	Outdoor unit module 3	AM260HXVAGH/EU	AM260HXVAGH/EU
Features	Type	DVM S	DVM S
Power Supply (Outdoor Unit) [Φ, #, V, Hz]		3,4,380-415,50	3,4,380-415,50
System	Mode	HEAT PUMP	HEAT PUMP
Capacity	HP	76.00	78.00
	Cooling [kW]	212.80	218.40
	Cooling [Btu/hr]	726,100	745,200
	Heating [kW]	239.40	245.70
	Heating [Btu/hr]	816,900	838,400
Power Input (Nominal)	Cooling [kW]	55.70	57.90
	Heating [kW]	63.40	65.40
Current Input (Nominal)	Cooling [A]	87.39	90.84
	Heating [A]	99.46	102.60
	MCA [A]	171.00 (MCA)	174.00 (MCA)
	MFA [A]	175.00	175.00
Energy Efficiency Ratio	EER (Nominal Cooling) [W/W]	3.82	3.77
	COP (Nominal Heating) [W/W]	3.78	3.76
Compressor	Output [kW x n]	(6.39x2) + (6.76x2)x2	(6.76x2)x3
	Model Name	DS-GB066FAVB5G x 2 + DS-GB070FAVASG x 4	DS-GB070FAVASG x 6
	Oil Type	PVE	PVE
Fan	Type	Propeller	Propeller
	Output x n [W]	(620.0 x 2) x 3	(620.0 x 2) x 3
	Air Flow Rate [CMM]	310 x 3	310 x 3
	Air Flow Rate [L/s]	5,166.67 x 3	5,166.67 x 3
	External Static Pressure (Max) [mmAq]	8.00	8.00
	External Static Pressure (Max) [Pa]	78.45	78.45
Piping Connections	Liquid Pipe [Ø, mm]	22.22	22.22
	Liquid Pipe [Ø, inch]	7/8"	7/8"
	Gas Pipe [Ø, mm]	53.98	53.98
	Gas Pipe [Ø, inch]	2 1/8"	2 1/8"
	Installation Limitation [Max Length]	200	200
	Installation Limitation [Max Height]	110.0	110.0
Refrigerant	Type	R410A	R410A
	Factory Charging [kg]	42.90	42.90
Sound	Sound Pressure [dB(A)]	72.0	72.0
External Dimension (Outdoor Unit)	Net Weight [kg]	360 x 3	360 x 3
	Net Dimensions (WxHxD) [mm]	(1,295 x 1,695 x 765) x 3	(1,295 x 1,695 x 765) x 3
Operating Temp. Range	Cooling [°C]	-5.0 ~ 48.0	-5.0 ~ 48.0
	Heating [°C]	-25.0 ~ 24.0	-25.0 ~ 24.0

*Performances are based on the standard test condition.

*Specification may be subject to change without prior notice.



DVM S HEAT PUMP DELUXE

Model code		AM080JXVAGH/EU	AM100JXVAGH/EU	AM120JXVAGH/EU
Features	Type	DVM S HP DELUXE	DVM S HP DELUXE	DVM S HP DELUXE
Power Supply (Φ, #, V, Hz)		3,4,380-415,50	3,4,380-415,50	3,4,380-415,50
System	Model	HEAT PUMP	HEAT PUMP	HEAT PUMP
Capacity	HP	8.00	10.00	12.00
	Cooling (kW)	22.40	28.00	33.60
	Cooling (Btu/h)	76,400	95,500	114,600
	Heating (kW)	25.20	31.50	37.80
	Heating (Btu/h)	86,000	107,500	129,000
Power Input (Nominal)	Cooling (kW)	5.00	6.85	8.16
	Heating (kW)	5.10	6.65	8.03
Current Input (Nominal)	Cooling (A)	8.00	11.00	13.10
	Heating (A)	8.20	10.70	12.90
	MCA (A)	18.00 (MCA)	21.10 (MCA)	25.00 (MCA)
	MFA (A)	25.00	32.00	32.00
Energy Efficiency Ratio	EER (Nominal Cooling) (W/W)	4.48	4.09	4.12
	COP (Nominal Heating) (W/W)	4.94	4.74	4.71
Compressor	Output kW × n	(4.39)	(6.39)	(6.39)
	Model Name	DS-GA046FAVADO x 1	DS-GB066FAVB x 1	DS-GB066FAVB x 1
	OilType	PVE	PVE	PVE
	Oil Initial Charge (cc)	900	1100	1100
Fan	Type	Propeller	Propeller	Propeller
	Motor Output x n (W)	830.0 x 1	830.0 x 1	830.0 x 1
	Air Flow Rate (CMM)	170	170	220
	Air Flow Rate (l/s)	2,833.33	2,833.33	3,666.67
	External Pressure (mmAq)	8.00	8.00	8.00
	External Pressure (Pa)	78.45	78.45	78.45
Piping Connections	Liquid Pipe (Φ,mm)	9.52	9.52	12.70
	Liquid Pipe (Φ, inch)	3/8"	3/8"	1/2"
	Gas Pipe (Φ,mm)	19.05	22.22	28.58
	Gas Pipe (Φ, inch)	3/4"	7/8"	1 1/8"
	Installation Limitation Max. Length (m)	200	200	200
	Installation Limitation Max. Height (m)	110.0	110.0	110.0
Refrigerant	Type	R410A	R410A	R410A
	Factory Charging (kg)	5.50	5.50	6.50
Sound	Sound Pressure dB(A)	57.0	58.0	62.0
External Dimension	Net Weight (kg)	186.0	197.0	210.0
	Net Dimensions (WxHxD) (mm)	880 x 1,695 x 765	880 x 1,695 x 765	880 x 1,695 x 765
Operating Temp. Range	Cooling (°C)	-5.0 ~ 48.0	-5.0 ~ 48.0	-5.0 ~ 48.0
	Heating (°C)	-25.0 ~ 24.0	-25.0 ~ 24.0	-25.0 ~ 24.0

*Performances are based on the standard test condition.

*Specification maybe subject to change without prior notice.



DVM S HEAT PUMP DELUXE

Model code		AM140KXVAGH/EU	AM160KXVAGH/EU	AM180KXVAGH/EU
Features	Type	DVM S HP DELUXE	DVM S HP DELUXE	DVM S HP DELUXE
Power Supply (Φ, #, V, Hz)		3,4,380-415,50	3,4,380-415,50	3,4,380-415,50
System	Model	HEAT PUMP	HEAT PUMP	HEAT PUMP
Capacity	HP	14.00	16.00	18.00
	Cooling (kW)	40.00	45.00	50.40
	Cooling (Btu/h)	136,500	153,500	172,000
	Heating (kW)	45.00	50.40	56.70
	Heating (Btu/h)	153,500	172,000	193,500
Power Input (Nominal)	Cooling (kW)	10.93	12.10	12.60
	Heating (kW)	10.16	11.61	11.91
Current Input (Nominal)	Cooling (A)	17.50	19.40	20.20
	Heating (A)	16.30	18.60	19.10
	MCA (A)	25.00 (MCA)	32.00 (MCA)	39.20 (MCA)
	MFA (A)	32.00	40.00	50.00
Energy Efficiency Ratio	EER (Nominal Cooling) (W/W)	3.66	3.72	4.00
	COP (Nominal Heating) (W/W)	4.43	4.34	4.76
Compressor	Output kW × n	(6.39)	(7.81)	(7.81)
	Model Name	DS-GB066FAVB x 1	DS4GJ5080FVA x 1	DS4GJ5080FVA x 1
	Oil Type	PVE	PVE	PVE
	Oil Initial Charge (cc)	1100	1400	1400
Fan	Type	Propeller	Propeller	Propeller
	Motor Output x n (W)	620.0 x 2	620.0 x 2	620.0 x 2
	Air Flow Rate (CMM)	255	255	290
	Air Flow Rate (l/s)	4,250.17	4,250.17	4,833.50
	External Pressure (mmAq)	7.87	7.87	7.87
	External Pressure (Pa)	78.45	78.45	78.45
Piping Connections	Liquid Pipe (Φ,mm)	12.70	12.70	15.88
	Liquid Pipe (Φ, inch)	1/2"	1/2"	5/8"
	Gas Pipe (Φ,mm)	28.58	28.58	28.58
	Gas Pipe (Φ, inch)	1 1/8"	1 1/8"	1 1/8"
	Installation Limitation Max. Length (m)	200	200	200
	Installation Limitation Max. Height (m)	110.0	110.0	110.0
Refrigerant	Type	R410A	R410A	R410A
	Factory Charging (kg)	7.70	8.40	8.40
Sound	Sound Pressure dB(A)	61.0	63.0	64.0
External Dimension	Net Weight (kg)	226.0	253.0	255.0
	Net Dimensions (WxHxD) (mm)	1,295 x 1,695 x 765	1,295 x 1,695 x 765	1,295 x 1,695 x 765
Operating Temp. Range	Cooling (°C)	-5.0 ~ 48.0	-5.0 ~ 48.0	-5.0 ~ 48.0
	Heating (°C)	-25.0 ~ 24.0	-25.0 ~ 24.0	-25.0 ~ 24.0

*Performances are based on the standard test condition.

*Specification maybe subject to change without prior notice.



DVM S HEAT PUMP DELUXE

Model code		AM200KXVAGH/EU	AM220KXVAGH/EU	AM240KXVAGH/EU
Features	Type	DVM S HP DELUXE	DVM S HP DELUXE	DVM S HP DELUXE
Power Supply (Φ, #, V, Hz)		3,4,380-415,50	3,4,380-415,50	3,4,380-415,50
System	Model	HEAT PUMP	HEAT PUMP	HEAT PUMP
Capacity	HP	20.00	22.00	24.00
	Cooling (kW)	56.00	61.60	67.20
	Cooling (Btu/h)	191,100	210,200	229,300
	Heating (kW)	63.00	69.30	75.60
	Heating (Btu/h)	215,000	236,500	258,000
Power Input (Nominal)	Cooling (kW)	14.18	17.35	17.10
	Heating (kW)	13.91	16.70	17.42
Current Input (Nominal)	Cooling (A)	22.70	27.80	27.40
	Heating (A)	22.30	26.80	27.90
	MCA (A)	42.00 (MCA)	44.60 (MCA)	55.00 (MCA)
	MFA (A)	63.00	63.00	63.00
Energy Efficiency Ratio	EER (Nominal Cooling) (W/W)	3.95	3.55	3.93
	COP (Nominal Heating) (W/W)	4.53	4.15	4.34
Compressor	Output kW × n	(5.18x2)	(6.39x2)	(6.39x2)
	Model Name	DS-GB052FAVB x 2	DS-GB066FAVB x 2	DS-GB066FAVB x 2
	Oil Type	PVE	PVE	PVE
	Oil Initial Charge (cc)	2200	2200	2200
Fan	Type	Propeller	Propeller	Propeller
	Motor Output x n (W)	620.0 x 2	620.0 x 2	620.0 x 2
	Air Flow Rate (CMM)	290	290	340
	Air Flow Rate (l/s)	4,833.50	4,833.50	5,666.50
	External Pressure (mmAq)	7.87	7.87	7.87
	External Pressure (Pa)	78.45	78.45	78.45
Piping Connections	Liquid Pipe (Φ,mm)	15.88	15.88	15.88
	Liquid Pipe (Φ, inch)	5/8"	5/8"	5/8"
	Gas Pipe (Φ,mm)	28.58	28.58	34.92
	Gas Pipe (Φ, inch)	1 1/8"	1 1/8"	1 3/8"
	Installation Limitation Max. Length (m)	200	200	200
	Installation Limitation Max. Height (m)	110.0	110.0	110.0
Refrigerant	Type	R410A	R410A	R410A
	Factory Charging (kg)	8.40	8.40	12.50
Sound	Sound Pressure dB(A)	65.0	65.0	66.0
External Dimension	Net Weight (kg)	277.0	285.0	333.0
	Net Dimensions (WxHxD) (mm)	1,295 x 1,695 x 765	1,295 x 1,695 x 765	1,295 x 1,795 x 765
Operating Temp. Range	Cooling (°C)	-5.0 ~ 48.0	-5.0 ~ 48.0	-5.0 ~ 48.0
	Heating (°C)	-25.0 ~ 24.0	-25.0 ~ 24.0	-25.0 ~ 24.0

*Performances are based on the standard test condition.

*Specification maybe subject to change without prior notice.



DVM S HEAT PUMP DELUXE

Model code		AM260KXVAGH/EU	AM280KXVAGH/EU	AM300KXVAGH/EU
Features	Type	DVM S HP DELUXE	DVM S HP DELUXE	DVM S HP DELUXE
Power Supply (Φ, #, V, Hz)		3,4,380-415,50	3,4,380-415,50	3,4,380-415,50
System	Model	HEAT PUMP	HEAT PUMP	HEAT PUMP
Capacity	HP	26.00	28.00	30.00
	Cooling (kW)	72.80	78.60	84.00
	Cooling (Btu/h)	248,400	268,200	286,600
	Heating (kW)	81.90	88.20	94.50
	Heating (Btu/h)	279,500	301,000	322,400
Power Input (Nominal)	Cooling (kW)	18.91	20.68	22.70
	Heating (kW)	18.00	20.18	20.59
Current Input (Nominal)	Cooling (A)	30.30	33.20	36.40
	Heating (A)	28.90	32.40	33.00
	MCA (A)	60.00 (MCA)	67.00 (MCA)	73.00 (MCA)
	MFA (A)	75.00	75.00	80.00
Energy Efficiency Ratio	EER (Nominal Cooling) (W/W)	3.85	3.80	3.70
	COP (Nominal Heating) (W/W)	4.55	4.37	4.59
Compressor	Output kW × n	(6.39x2)	(6.76x2)	(7.81x2)
	Model Name	DS-GB066FAVB x 2	DS-GB070FAVA x 2	DS4GJ5080FVA x 2
	Oil Type	PVE	PVE	PVE
	Oil Initial Charge (cc)	2200	2200	2200
Fan	Type	Propeller	Propeller	Propeller
	Motor Output × n (W)	620.0 × 2	620.0 × 2	620.0 × 2
	Air Flow Rate (CMM)	340	340	340
	Air Flow Rate (l/s)	5,666.50	5,666.67	5,666.67
	External Pressure (mmAq)	7.87	8.00	8.00
	External Pressure (Pa)	78.45	78.45	78.45
Piping Connections	Liquid Pipe (Φ, mm)	19.05	19.05	19.05
	Liquid Pipe (Φ, inch)	3/4"	3/4"	3/4"
	Gas Pipe (Φ, mm)	34.92	34.92	34.92
	Gas Pipe (Φ, inch)	1 3/8"	1 3/8"	1 3/8"
	Installation Limitation Max. Length (m)	200	200	200
	Installation Limitation Max. Height (m)	110.0	110.0	110.0
Refrigerant	Type	R410A	R410A	R410A
	Factory Charging (kg)	12.50	14.00	14.00
Sound	Sound Pressure dB(A)	66.0	69.0	69.0
External Dimension	Net Weight (kg)	333.0	342.0	350.0
	Net Dimensions (WxHxD) (mm)	1,295 x 1,795 x 765	1,295 x 1,795 x 765	1,295 x 1,795 x 765
Operating Temp. Range	Cooling (°C)	-5.0 ~ 48.0	-5.0 ~ 48.0	-5.0 ~ 48.0
	Heating (°C)	-25.0 ~ 24.0	-25.0 ~ 24.0	-25.0 ~ 24.0

*Performances are based on the standard test condition.

*Specification may be subject to change without prior notice.



DVM S HEAT PUMP DELUXE

Model Name		AM320KXVAGH/EU	AM340KXVAGH/EU	AM360KXVAGH/EU
	Outdoor unit module 1	AM100JXVAGH/EU	AM120JXVAGH/EU	AM140KXVAGH/EU
	Outdoor unit module 2	AM220KXVAGH/EU	AM220KXVAGH/EU	AM220KXVAGH/EU
Features	Type	DVM S HP DELUXE	DVM S HP DELUXE	DVM S HP DELUXE
Power Supply (Φ, #, V, Hz)		3,4,380-415,50	3,4,380-415,50	3,4,380-415,50
System	Model	HEAT PUMP	HEAT PUMP	HEAT PUMP
Capacity	HP	32.00	34.00	36.00
	Cooling (kW)	89.60	95.20	101.60
	Cooling (Btu/h)	305,700	324,800	346,700
	Heating (kW)	100.80	107.10	114.30
	Heating (Btu/h)	343,900	365,400	390,000
Power Input (Nominal)	Cooling (kW)	24.20	25.51	28.28
	Heating (kW)	23.35	24.73	26.86
Current Input (Nominal)	Cooling (A)	38.80	40.90	45.30
	Heating (A)	37.50	39.70	43.10
	MCA (A)	65.70 (MCA)	69.60 (MCA)	69.60 (MCA)
	MFA (A)	80.00	80.00	80.00
Energy Efficiency Ratio	EER (Nominal Cooling) (W/W)	3.70	3.73	3.59
	COP (Nominal Heating) (W/W)	4.32	4.33	4.26
Compressor	Output kW × n	(6.39x2) + (6.39)	(6.39x2) + (6.39)	(6.39) + (6.39x2)
	Model Name	DS-GB066FAVB x 3	DS-GB066FAVB x 3	DS-GB066FAVB x 3
	OilType	PVE	PVE	PVE
	Oil Initial Charge (cc)	3300	3300	3300
Fan	Type	Propeller	Propeller	Propeller
	Motor Output x n (W)	620.0 x 2 + 830.0 x 1	620.0 x 2 + 830.0 x 1	(620.0 x 2) x 2
	Air Flow Rate (CMM)	290 + 170	290 + 220	255 + 290
	Air Flow Rate (l/s)	4,833.50 + 2,833.33	4,833.50 + 3,666.67	4,250.17 + 4,833.50
	External Pressure (mmAq)	7.87	7.87	7.87
	External Pressure (Pa)	78.45	78.45	78.45
Piping Connections	Liquid Pipe (Φ,mm)	19.05	19.05	19.05
	Liquid Pipe (Φ, inch)	3/4"	3/4"	3/4"
	Gas Pipe (Φ,mm)	34.92	34.92	41.28
	Gas Pipe (Φ, inch)	1 3/8"	1 3/8"	1 5/8"
	Installation Limitation Max. Length (m)	200	200	200
	Installation Limitation Max. Height (m)	110.0	110.0	110.0
Refrigerant	Type	R410A	R410A	R410A
	Factory Charging (kg)	13.90	14.90	16.10
Sound	Sound Pressure dB(A)	66.0	67.0	66.0
External Dimension	Net Weight (kg)	285.0 + 197.0	285.0 + 210.0	226.0 + 285.0
	Net Dimensions (WxHxD) (mm)	1,295 x 1,695 x 765 + 880 x 1,695 x 765	1,295 x 1,695 x 765 + 880 x 1,695 x 765	(1,295 x 1,695 x 765) x 2
Operating Temp. Range	Cooling (°C)	-5.0 ~ 48.0	-5.0 ~ 48.0	-5.0 ~ 48.0
	Heating (°C)	-25.0 ~ 24.0	-25.0 ~ 24.0	-25.0 ~ 24.0

*Performances are based on the standard test condition.

*Specification maybe subject to change without prior notice.



DVM S HEAT PUMP DELUXE

Model Name		AM380KXVAGH/EU	AM400KXVAGH/EU	AM420KXVAGH/EU
	Outdoor unit module 1	AM160KXVAGH/EU	AM180KXVAGH/EU	AM200KXVAGH/EU
	Outdoor unit module 2	AM220KXVAGH/EU	AM220KXVAGH/EU	AM220KXVAGH/EU
Features	Type	DVM S HP DELUXE	DVM S HP DELUXE	DVM S HP DELUXE
Power Supply (Φ, #, V, Hz)		3,4,380-415,50	3,4,380-415,50	3,4,380-415,50
System	Model	HEAT PUMP	HEAT PUMP	HEAT PUMP
Capacity	HP	38.00	40.00	42.00
	Cooling (kW)	106.60	112.00	117.60
	Cooling (Btu/h)	363,700	382,200	401,300
	Heating (kW)	119.70	126.00	132.30
	Heating (Btu/h)	408,400	429,900	451,400
Power Input (Nominal)	Cooling (kW)	29.45	29.95	31.53
	Heating (kW)	28.31	28.61	30.61
Current Input (Nominal)	Cooling (A)	47.20	48.00	50.50
	Heating (A)	45.40	45.90	49.10
	MCA (A)	76.60 (MCA)	83.80 (MCA)	86.60 (MCA)
	MFA (A)	90.00	100.00	100.00
Energy Efficiency Ratio	EER (Nominal Cooling) (W/W)	3.62	3.74	3.73
	COP (Nominal Heating) (W/W)	4.23	4.40	4.32
Compressor	Output kW × n	(7.81) + (6.39x2)	(7.81) + (6.39x2)	(5.18x2) + (6.39x2)
	Model Name	DS4GJ5080FVA x 1 + DS-GB066FAVB x 2	DS4GJ5080FVA x 1 + DS-GB066FAVB x 2	DS-GB052FAVB x 2 + DS-GB066FAVB x 2
	OilType	PVE	PVE	PVE
	Oil Initial Charge (cc)	3600	3600	4400
Fan	Type	Propeller	Propeller	Propeller
	Motor Output x n (W)	(620.0 x 2) x 2	(620.0 x 2) x 2	(620.0 x 2) x 2
	Air Flow Rate (CMM)	255 + 290	290 x 2	290 x 2
	Air Flow Rate (l/s)	4,250.17 + 4,833.50	4,833.50 x 2	4,833.50 x 2
	External Pressure (mmAq)	7.87	7.87	7.87
	External Pressure (Pa)	78.45	78.45	78.45
Piping Connections	Liquid Pipe (Φ,mm)	19.05	19.05	19.05
	Liquid Pipe (Φ, inch)	3/4"	3/4"	3/4"
	Gas Pipe (Φ,mm)	41.28	41.28	41.28
	Gas Pipe (Φ, inch)	1 5/8"	1 5/8"	1 5/8"
	Installation Limitation Max. Length (m)	200	200	200
	Installation Limitation Max. Height (m)	110.0	110.0	110.0
Refrigerant	Type	R410A	R410A	R410A
	Factory Charging (kg)	16.80	16.80	16.80
Sound	Sound Pressure dB(A)	67.0	68.0	68.0
External Dimension	Net Weight (kg)	253.0 + 285.0	255.0 + 285.0	277.0 + 285.0
	Net Dimensions (WxHxD) (mm)	(1,295 x 1,695 x 765) x 2	(1,295 x 1,695 x 765) x 2	(1,295 x 1,695 x 765) x 2
Operating Temp. Range	Cooling (°C)	-5.0 ~ 48.0	-5.0 ~ 48.0	-5.0 ~ 48.0
	Heating (°C)	-25.0 ~ 24.0	-25.0 ~ 24.0	-25.0 ~ 24.0

*Performances are based on the standard test condition.

*Specification maybe subject to change without prior notice.



DVM S HEAT PUMP DELUXE

Model Name		AM440KXVAGH/EU	AM460KXVAGH/EU	AM480KXVAGH/EU
	Outdoor unit module 1	AM220KXVAGH/EU	AM160KXVAGH/EU	AM180KXVAGH/EU
	Outdoor unit module 2	AM220KXVAGH/EU	AM300KXVAGH/EU	AM300KXVAGH/EU
Features	Type	DVM S HP DELUXE	DVM S HP DELUXE	DVM S HP DELUXE
Power Supply (Φ, #, V, Hz)		3,4,380-415,50	3,4,380-415,50	3,4,380-415,50
System	Model	HEAT PUMP	HEAT PUMP	HEAT PUMP
Capacity	HP	44.00	46.00	48.00
	Cooling (kW)	123.20	129.00	134.40
	Cooling (Btu/h)	420,400	440,200	458,600
	Heating (kW)	138.60	144.90	151.20
	Heating (Btu/h)	472,900	494,400	515,900
Power Input (Nominal)	Cooling (kW)	34.70	34.80	35.30
	Heating (kW)	33.40	32.20	32.50
Current Input (Nominal)	Cooling (A)	55.60	55.80	56.60
	Heating (A)	53.60	51.60	52.10
	MCA (A)	89.20 (MCA)	96.20 (MCA)	103.40 (MCA)
	MFA (A)	100.00	125.00	125.00
Energy Efficiency Ratio	EER (Nominal Cooling) (W/W)	3.55	3.71	3.81
	COP (Nominal Heating) (W/W)	4.15	4.50	4.65
Compressor	Output kW × n	(6.39x2)x2	(7.81) + (7.81x2)	(7.81) + (7.81x2)
	Model Name	DS-GB066FAVB x 4	DS4GJ5080FVA x 3	DS4GJ5080FVA x 3
	OilType	PVE	PVE	PVE
	Oil Initial Charge (cc)	4400	4200	4200
Fan	Type	Propeller	Propeller	Propeller
	Motor Output x n (W)	(620.0 x 2) x 2	(620.0 x 2) x 2	(620.0 x 2) x 2
	Air Flow Rate (CMM)	290 x 2	255 + 340	290 + 340
	Air Flow Rate (l/s)	4,833.50 x 2	4,250.17 + 5,666.50	4,833.50 + 5,666.50
	External Pressure (mmAq)	7.87	7.87	7.87
	External Pressure (Pa)	78.45	78.45	78.45
Piping Connections	Liquid Pipe (Φ,mm)	19.05	19.05	19.05
	Liquid Pipe (Φ, inch)	3/4"	3/4"	3/4"
	Gas Pipe (Φ,mm)	41.28	41.28	41.28
	Gas Pipe (Φ, inch)	1 5/8"	1 5/8"	1 5/8"
	Installation Limitation Max. Length (m)	200	200	200
	Installation Limitation Max. Height (m)	110.0	110.0	110.0
Refrigerant	Type	R410A	R410A	R410A
	Factory Charging (kg)	16.80	22.40	22.40
Sound	Sound Pressure dB(A)	68.0	70.0	70.0
External Dimension	Net Weight (kg)	285.0 x 2	253.0 + 350.0	255.0 + 350.0
	Net Dimensions (WxHxD) (mm)	(1,295 x 1,695 x 765) x 2	1,295 x 1,695 x 765 + 1,295 x 1,795 x 765	1,295 x 1,695 x 765 + 1,295 x 1,795 x 765
Operating Temp. Range	Cooling (°C)	-5.0 ~ 48.0	-5.0 ~ 48.0	-5.0 ~ 48.0
	Heating (°C)	-25.0 ~ 24.0	-25.0 ~ 24.0	-25.0 ~ 24.0

*Performances are based on the standard test condition.

*Specification maybe subject to change without prior notice.



DVM S HEAT PUMP DELUXE

Model Name		AM500KXVAGH/EU	AM520KXVAGH/EU	AM540KXVAGH/EU
	Outdoor unit module 1	AM200KXVAGH/EU	AM220KXVAGH/EU	AM240KXVAGH/EU
	Outdoor unit module 2	AM300KXVAGH/EU	AM300KXVAGH/EU	AM300KXVAGH/EU
Features	Type	DVM S HP DELUXE	DVM S HP DELUXE	DVM S HP DELUXE
Power Supply (Φ, #, V, Hz)		3,4,380-415,50	3,4,380-415,50	3,4,380-415,50
System	Model	HEAT PUMP	HEAT PUMP	HEAT PUMP
Capacity	HP	50.00	52.00	54.00
	Cooling (kW)	140.00	145.60	151.20
	Cooling (Btu/h)	477,700	496,800	515,900
	Heating (kW)	157.50	163.80	170.10
	Heating (Btu/h)	537,400	558,900	580,400
Power Input (Nominal)	Cooling (kW)	36.88	40.05	39.80
	Heating (kW)	34.50	37.29	38.01
Current Input (Nominal)	Cooling (A)	59.10	64.20	63.80
	Heating (A)	55.30	59.80	60.90
	MCA (A)	106.20 (MCA)	108.80 (MCA)	119.20 (MCA)
	MFA (A)	150.00	150.00	150.00
Energy Efficiency Ratio	EER (Nominal Cooling) (W/W)	3.80	3.64	3.80
	COP (Nominal Heating) (W/W)	4.57	4.39	4.48
Compressor	Output kW × n	(5.18x2) + (7.81x2)	(6.39x2) + (7.81x2)	(6.39x2) + (7.81x2)
	Model Name	DS-GB052FAVB x 2 + DS4GJ5080FVA x 2	DS-GB066FAVB x 2 + DS4GJ5080FVA x 2	DS-GB066FAVB x 2 + DS4GJ5080FVA x 2
	OilType	PVE	PVE	PVE
	Oil Initial Charge (cc)	5000	5000	5000
	Type	Propeller	Propeller	Propeller
Fan	Motor Output x n (W)	(620.0 x 2) x 2	(620.0 x 2) x 2	(620.0 x 2) x 2
	Air Flow Rate (CMM)	290 + 340	290 + 340	340 x 2
	Air Flow Rate (l/s)	4,833.50 + 5,666.50	4,833.50 + 5,666.50	5,666.50 x 2
	External Pressure (mmAq)	7.87	7.87	7.87
	External Pressure (Pa)	78.45	78.45	78.45
Piping Connections	Liquid Pipe (Φ,mm)	19.05	19.05	19.05
	Liquid Pipe (Φ, inch)	3/4"	3/4"	3/4"
	Gas Pipe (Φ,mm)	41.28	41.28	41.28
	Gas Pipe (Φ, inch)	1 5/8"	1 5/8"	1 5/8"
	Installation Limitation Max. Length (m)	200	200	200
	Installation Limitation Max. Height (m)	110.0	110.0	110.0
Refrigerant	Type	R410A	R410A	R410A
	Factory Charging (kg)	22.40	22.40	26.50
Sound	Sound Pressure dB(A)	70.0	70.0	71.0
External Dimension	Net Weight (kg)	277.0 + 350.0	285.0 + 350.0	333.0 + 350.0
	Net Dimensions (WxHxD) (mm)	1,295 x 1,695 x 765 + 1,295 x 1,795 x 765	1,295 x 1,695 x 765 + 1,295 x 1,795 x 765	(1,295 x 1,795 x 765) x 2
Operating Temp. Range	Cooling (°C)	-5.0 ~ 48.0	-5.0 ~ 48.0	-5.0 ~ 48.0
	Heating (°C)	-25.0 ~ 24.0	-25.0 ~ 24.0	-25.0 ~ 24.0

*Performances are based on the standard test condition.

*Specification maybe subject to change without prior notice.



DVM S HEAT PUMP DELUXE

Model Name		AM560KXVAGH/EU	AM580KXVAGH/EU	AM600KXVAGH/EU
	Outdoor unit module 1	AM260KXVAGH/EU	AM280KXVAGH/EU	AM300KXVAGH/EU
	Outdoor unit module 2	AM300KXVAGH/EU	AM300KXVAGH/EU	AM300KXVAGH/EU
Features	Type	DVM S HP DELUXE	DVM S HP DELUXE	DVM S HP DELUXE
Power Supply (Φ, #, V, Hz)		3,4,380-415,50	3,4,380-415,50	3,4,380-415,50
System	Model	HEAT PUMP	HEAT PUMP	HEAT PUMP
Capacity	HP	56.00	58.00	60.00
	Cooling (kW)	156.80	162.60	168.00
	Cooling (Btu/h)	535,000	554,800	573,200
	Heating (kW)	176.40	182.70	189.00
	Heating (Btu/h)	601,900	623,400	644,900
Power Input (Nominal)	Cooling (kW)	41.61	43.38	45.40
	Heating (kW)	38.59	40.77	41.18
Current Input (Nominal)	Cooling (A)	66.70	69.60	72.80
	Heating (A)	61.90	65.40	66.00
	MCA (A)	124.20 (MCA)	131.20 (MCA)	128.40 (MCA)
	MFA (A)	150.00	175.00	175.00
Energy Efficiency Ratio	EER (Nominal Cooling) (W/W)	3.77	3.75	3.70
	COP (Nominal Heating) (W/W)	4.57	4.48	4.59
Compressor	Output kW × n	(6.39x2) + (7.81x2)	(6.76x2) + (7.81x2)	(7.81x2)x2
	Model Name	DS-GB066FAVB x 2 + DS4GJ5080FVA x 2	DS-GB070FAVA x 2 + DS4GJ5080FVA x 2	DS4GJ5080FVA x 4
	Oil Type	PVE	PVE	PVE
	Oil Initial Charge (cc)	5000	5000	5600
Fan	Type	Propeller	Propeller	Propeller
	Motor Output × n (W)	(620.0 × 2) × 2	(620.0 × 2) × 2	(620.0 × 2) × 2
	Air Flow Rate (CMM)	340 × 2	340 × 2	340 × 2
	Air Flow Rate (l/s)	5,666.50 × 2	5,666.50 × 2	5,666.50 × 2
	External Pressure (mmAq)	7.87	7.87	7.87
	External Pressure (Pa)	78.45	78.45	78.45
Piping Connections	Liquid Pipe (Φ,mm)	19.05	19.05	19.05
	Liquid Pipe (Φ, inch)	3/4"	3/4"	3/4"
	Gas Pipe (Φ,mm)	41.28	41.28	41.28
	Gas Pipe (Φ, inch)	1 5/8"	1 5/8"	1 5/8"
	Installation Limitation Max. Length (m)	200	200	200
	Installation Limitation Max. Height (m)	110.0	110.0	110.0
Refrigerant	Type	R410A	R410A	R410A
	Factory Charging (kg)	26.50	28.00	28.00
Sound	Sound Pressure dB(A)	71.0	72.0	72.0
External Dimension	Net Weight (kg)	333.0 + 350.0	342.0 + 350.0	350.0 × 2
	Net Dimensions (WxHxD) (mm)	(1,295 × 1,795 × 765) × 2	(1,295 × 1,795 × 765) × 2	(1,295 × 1,795 × 765) × 2
Operating Temp. Range	Cooling (°C)	-5.0 ~ 48.0	-5.0 ~ 48.0	-5.0 ~ 48.0
	Heating (°C)	-25.0 ~ 24.0	-25.0 ~ 24.0	-25.0 ~ 24.0

*Performances are based on the standard test condition.

*Specification maybe subject to change without prior notice.

DVM S HEAT PUMP DELUXE



Model Name		AM620KXVAGH/EU	AM640KXVAGH/EU	AM660KXVAGH/EU
	Outdoor unit module 1	AM100JXVAGH/EU	AM120JXVAGH/EU	AM140KXVAGH/EU
	Outdoor unit module 2	AM220KXVAGH/EU	AM220KXVAGH/EU	AM220KXVAGH/EU
	Outdoor unit module 3	AM300KXVAGH/EU	AM300KXVAGH/EU	AM300KXVAGH/EU
Features	Type	DVM S HP DELUXE	DVM S HP DELUXE	DVM S HP DELUXE
Power Supply (Φ, #, V, Hz)		3,4,380-415,50	3,4,380-415,50	3,4,380-415,50
System	Model	HEAT PUMP	HEAT PUMP	HEAT PUMP
Capacity	HP	62.00	64.00	66.00
	Cooling (kW)	173.60	179.20	185.60
	Cooling (Btu/h)	592,300	611,500	633,300
	Heating (kW)	195.30	201.60	208.80
	Heating (Btu/h)	666,400	687,900	712,500
Power Input (Nominal)	Cooling (kW)	46.90	48.21	50.98
	Heating (kW)	43.94	45.32	47.45
Current Input (Nominal)	Cooling (A)	75.20	77.30	81.70
	Heating (A)	70.50	72.70	76.10
	MCA (A)	129.90 (MCA)	133.80 (MCA)	133.80 (MCA)
	MFA (A)	175.00	175.00	175.00
Energy Efficiency Ratio	EER (Nominal Cooling) (W/W)	3.70	3.72	3.64
	COP (Nominal Heating) (W/W)	4.44	4.45	4.40
Compressor	Output kW × n	(6.39x2) + (7.81x2) + (6.39)	(6.39x2) + (7.81x2) + (6.39)	(6.39) + (6.39x2) + (7.81x2)
	Model Name	DS-GB066FAVB x 3 + DS4GJ5080FVA x 2	DS-GB066FAVB x 3 + DS4GJ5080FVA x 2	DS-GB066FAVB x 3 + DS4GJ5080FVA x 2
	OilType	PVE	PVE	PVE
	Oil Initial Charge (cc)	6100	6100	6100
Fan	Type	Propeller	Propeller	Propeller
	Motor Output x n (W)	(620.0 x 2) x 2 + 830.0 x 1	(620.0 x 2) x 2 + 830.0 x 1	(620.0 x 2) x 3
	Air Flow Rate (CMM)	290 + 340 + 170	290 + 340 + 220	255 + 290 + 340
	Air Flow Rate (l/s)	4,833.50 + 5,666.50 + 2,833.33	4,833.50 + 5,666.50 + 3,666.67	4,250.17 + 4,833.50 + 5,666.50
	External Pressure (mmAq)	7.87	7.87	7.87
	External Pressure (Pa)	78.45	78.45	78.45
Piping Connections	Liquid Pipe (Φ,mm)	22.22	22.22	22.22
	Liquid Pipe (Φ, inch)	7/8"	7/8"	7/8"
	Gas Pipe (Φ,mm)	53.98	53.98	53.98
	Gas Pipe (Φ, inch)	2 1/8"	2 1/8"	2 1/8"
	Installation Limitation Max. Length (m)	200	200	200
	Installation Limitation Max. Height (m)	110.0	110.0	110.0
Refrigerant	Type	R410A	R410A	R410A
	Factory Charging (kg)	27.90	28.90	30.10
Sound	Sound Pressure dB(A)	71.0	71.0	71.0
External Dimension	Net Weight (kg)	285.0 + 350.0 + 197.0	285.0 + 350.0 + 210.0	226.0 + 285.0 + 350.0
	Net Dimensions (WxHxD) (mm)	1,295 x 1,695 x 765 + 1,295 x 1,795 x 765 + 880 x 1,695 x 765	1,295 x 1,695 x 765 + 1,295 x 1,795 x 765 + 880 x 1,695 x 765	(1,295 x 1,695 x 765) x 2 + 1,295 x 1,795 x 765
Operating Temp. Range	Cooling (°C)	-5.0 ~ 48.0	-5.0 ~ 48.0	-5.0 ~ 48.0
	Heating (°C)	-25.0 ~ 24.0	-25.0 ~ 24.0	-25.0 ~ 24.0

*Performances are based on the standard test condition.

*Specification maybe subject to change without prior notice.

DVM S HEAT PUMP DELUXE



Model Name		AM680KXVAGH/EU	AM700KXVAGH/EU	AM720KXVAGH/EU
	Outdoor unit module 1	AM160KXVAGH/EU	AM180KXVAGH/EU	AM200KXVAGH/EU
	Outdoor unit module 2	AM220KXVAGH/EU	AM220KXVAGH/EU	AM220KXVAGH/EU
	Outdoor unit module 3	AM300KXVAGH/EU	AM300KXVAGH/EU	AM300KXVAGH/EU
Features	Type	DVM S HP DELUXE	DVM S HP DELUXE	DVM S HP DELUXE
Power Supply (Φ, #, V, Hz)		3,4,380-415,50	3,4,380-415,50	3,4,380-415,50
System	Model	HEAT PUMP	HEAT PUMP	HEAT PUMP
Capacity	HP	68.00	70.00	72.00
	Cooling (kW)	190.60	196.00	201.60
	Cooling (Btu/h)	650,400	668,800	687,900
	Heating (kW)	214.20	220.50	226.80
	Heating (Btu/h)	730,900	752,400	773,900
Power Input (Nominal)	Cooling (kW)	52.15	52.65	54.23
	Heating (kW)	48.90	49.20	51.20
Current Input (Nominal)	Cooling (A)	83.60	84.40	86.90
	Heating (A)	78.40	78.90	82.10
	MCA (A)	140.80 (MCA)	148.00 (MCA)	150.80 (MCA)
	MFA (A)	175.00	175.00	175.00
Energy Efficiency Ratio	EER (Nominal Cooling) (W/W)	3.65	3.72	3.72
	COP (Nominal Heating) (W/W)	4.38	4.48	4.43
Compressor	Output kW × n	(7.81) + (6.39x2) + (7.81x2)	(7.81) + (6.39x2) + (7.81x2)	(5.18x2) + (6.39x2) + (7.81x2)
	Model Name	DS4GJ5080FVA x 3 + DS-GB066FAVB x 2	DS4GJ5080FVA x 3 + DS-GB066FAVB x 2	DS-GB052FAVB x 2 + DS-GB066FAVB x 2 + DS4GJ5080FVA x 2
	OilType	PVE	PVE	PVE
	Oil Initial Charge (cc)	6400	6400	7200
Fan	Type	Propeller	Propeller	Propeller
	Motor Output x n (W)	(620.0 x 2) x 3	(620.0 x 2) x 3	(620.0 x 2) x 3
	Air Flow Rate (CMM)	255 + 290 + 340	290 x 2 + 340	290 x 2 + 340
	Air Flow Rate (l/s)	4,250.17 + 4,833.50 + 5,666.50	4,833.50 x 2 + 5,666.50	4,833.50 x 2 + 5,666.50
	External Pressure (mmAq)	7.87	7.87	7.87
	External Pressure (Pa)	78.45	78.45	78.45
Piping Connections	Liquid Pipe (Φ,mm)	22.22	22.22	22.22
	Liquid Pipe (Φ, inch)	7/8"	7/8"	7/8"
	Gas Pipe (Φ,mm)	53.98	53.98	53.98
	Gas Pipe (Φ, inch)	2 1/8"	2 1/8"	2 1/8"
	Installation Limitation Max. Length (m)	200	200	200
	Installation Limitation Max. Height (m)	110.0	110.0	110.0
Refrigerant	Type	R410A	R410A	R410A
	Factory Charging (kg)	30.80	30.80	30.80
Sound	Sound Pressure dB(A)	71.0	71.0	72.0
External Dimension	Net Weight (kg)	253.0 + 285.0 + 350.0	255.0 + 285.0 + 350.0	277.0 + 285.0 + 350.0
	Net Dimensions (WxHxD) (mm)	(1,295 x 1,695 x 765) x 2 + 1,295 x 1,795 x 765	(1,295 x 1,695 x 765) x 2 + 1,295 x 1,795 x 765	(1,295 x 1,695 x 765) x 2 + 1,295 x 1,795 x 765
Operating Temp. Range	Cooling (°C)	-5.0 ~ 48.0	-5.0 ~ 48.0	-5.0 ~ 48.0
	Heating (°C)	-25.0 ~ 24.0	-25.0 ~ 24.0	-25.0 ~ 24.0

*Performances are based on the standard test condition.

*Specification maybe subject to change without prior notice.



DVM S HEAT PUMP DELUXE

Model Name		AM740KXVAGH/EU	AM760KXVAGH/EU	AM780KXVAGH/EU
	Outdoor unit module 1	AM220KXVAGH/EU	AM220KXVAGH/EU	AM220KXVAGH/EU
	Outdoor unit module 2	AM220KXVAGH/EU	AM240KXVAGH/EU	AM260KXVAGH/EU
	Outdoor unit module 3	AM300KXVAGH/EU	AM300KXVAGH/EU	AM300KXVAGH/EU
Features	Type	DVM S HP DELUXE	DVM S HP DELUXE	DVM S HP DELUXE
Power Supply (Φ, #, V, Hz)		3,4,380-415,50	3,4,380-415,50	3,4,380-415,50
System	Model	HEAT PUMP	HEAT PUMP	HEAT PUMP
Capacity	HP	74.00	76.00	78.00
	Cooling (kW)	207.20	212.80	218.40
	Cooling (Btu/h)	707,000	726,100	745,200
	Heating (kW)	233.10	239.40	245.70
	Heating (Btu/h)	795,400	816,900	838,400
Power Input (Nominal)	Cooling (kW)	57.40	57.15	58.96
	Heating (kW)	53.99	54.71	55.29
Current Input (Nominal)	Cooling (A)	92.00	91.60	94.50
	Heating (A)	86.60	87.70	88.70
	MCA (A)	153.40 (MCA)	163.80 (MCA)	168.80 (MCA)
	MFA (A)	200.00	200.00	200.00
Energy Efficiency Ratio	EER (Nominal Cooling) (W/W)	3.61	3.72	3.70
	COP (Nominal Heating) (W/W)	4.32	4.38	4.44
Compressor	Output kW × n	(6.39x2)x2 + (7.81x2)	(6.39x2) + (6.39x2) + (7.81x2)	(6.39x2) + (6.39x2) + (7.81x2)
	Model Name	DS-GB066FAVB x 4 + DS4GJ5080FVA x 2	DS-GB066FAVB x 4 + DS4GJ5080FVA x 2	DS-GB066FAVB x 4 + DS4GJ5080FVA x 2
	Oil Type	PVE	PVE	PVE
	Oil Initial Charge (cc)	7200	7200	7200
	Type	Propeller	Propeller	Propeller
Fan	Motor Output x n (W)	(620.0 x 2) x 3	(620.0 x 2) x 3	(620.0 x 2) x 3
	Air Flow Rate (CMM)	290 x 2 + 340	290 + 340 x 2	290 + 340 x 2
	Air Flow Rate (l/s)	4,833.50 x 2 + 5,666.50	4,833.50 + 5,666.50 x 2	4,833.50 + 5,666.50 x 2
	External Pressure (mmAq)	7.87	7.87	7.87
	External Pressure (Pa)	78.45	78.45	78.45
Piping Connections	Liquid Pipe (Φ,mm)	22.22	22.22	22.22
	Liquid Pipe (Φ, inch)	7/8"	7/8"	7/8"
	Gas Pipe (Φ,mm)	53.98	53.98	53.98
	Gas Pipe (Φ, inch)	2 1/8"	2 1/8"	2 1/8"
	Installation Limitation Max. Length (m)	200	200	200
	Installation Limitation Max. Height (m)	110.0	110.0	110.0
Refrigerant	Type	R410A	R410A	R410A
	Factory Charging (kg)	30.80	34.90	34.90
Sound	Sound Pressure dB(A)	72.0	72.0	72.0
External Dimension	Net Weight (kg)	285.0 x 2 + 350.0	285.0 + 333.0 + 350.0	285.0 + 333.0 + 350.0
	Net Dimensions (WxHxD) (mm)	(1,295 x 1,695 x 765) x 2 + 1,295 x 1,795 x 765	1,295 x 1,695 x 765 + (1,295 x 1,795 x 765) x 2	1,295 x 1,695 x 765 + (1,295 x 1,795 x 765) x 2
Operating Temp. Range	Cooling (°C)	-5.0 ~ 48.0	-5.0 ~ 48.0	-5.0 ~ 48.0
	Heating (°C)	-25.0 ~ 24.0	-25.0 ~ 24.0	-25.0 ~ 24.0

*Performances are based on the standard test condition.

*Specification maybe subject to change without prior notice.



DVM S HEAT PUMP DELUXE

Model Name		AM800KXVAGH/EU	AM820KXVAGH/EU	AM840KXVAGH/EU
	Outdoor unit module 1	AM220KXVAGH/EU	AM220KXVAGH/EU	AM240KXVAGH/EU
	Outdoor unit module 2	AM280KXVAGH/EU	AM300KXVAGH/EU	AM300KXVAGH/EU
	Outdoor unit module 3	AM300KXVAGH/EU	AM300KXVAGH/EU	AM300KXVAGH/EU
Features	Type	DVM S HP DELUXE	DVM S HP DELUXE	DVM S HP DELUXE
Power Supply (Φ, #, V, Hz)		3,4,380-415,50	3,4,380-415,50	3,4,380-415,50
System	Model	HEAT PUMP	HEAT PUMP	HEAT PUMP
Capacity	HP	80.00	82.00	84.00
	Cooling (kW)	224.20	229.60	235.20
	Cooling (Btu/h)	765,000	783,400	802,500
	Heating (kW)	252.00	258.30	264.60
	Heating (Btu/h)	859,900	881,400	902,900
Power Input (Nominal)	Cooling (kW)	60.73	62.75	62.50
	Heating (kW)	57.47	57.88	58.60
Current Input (Nominal)	Cooling (A)	97.40	100.60	100.20
	Heating (A)	92.20	92.80	93.90
	MCA (A)	175.80 (MCA)	173.00 (MCA)	183.40 (MCA)
	MFA (A)	225.00	225.00	225.00
Energy Efficiency Ratio	EER (Nominal Cooling) (W/W)	3.69	3.66	3.76
	EER (Nominal Heating) (W/W)	4.38	4.46	4.52
Compressor	Output kW × n	(6.39x2) + (6.76x2) + (7.81x2)	(6.39x2) + (7.81x2)x2	(6.39x2) + (7.81x2)x2
	Model Name	DS-GB066FAVB x 2 + DS-GB070FAVA x 2 + DS4GJ5080FVA x 2	DS-GB066FAVB x 2 + DS4GJ5080FVA x 4	DS-GB066FAVB x 2 + DS4GJ5080FVA x 4
	OilType	PVE	PVE	PVE
	Oil Initial Charge (cc)	7200	7800	7800
Fan	Type	Propeller	Propeller	Propeller
	Motor Output x n (W)	(620.0 x 2) x 3	(620.0 x 2) x 3	(620.0 x 2) x 3
	Air Flow Rate H/M/L (CMM)	290 + 340 x 2	290 + 340 x 2	340 x 3
	Air Flow Rate H/M/L (l/s)	4,833.50 + 5,666.50 x 2	4,833.50 + 5,666.50 x 2	5,666.50 x 3
	External Pressure (mmAq)	7.87	7.87	7.87
	External Pressure (Pa)	78.45	78.45	78.45
Piping Connections	Liquid Pipe (Φ,mm)	22.22	22.22	22.22
	Liquid Pipe (Φ, inch)	7/8"	7/8"	7/8"
	Gas Pipe (Φ,mm)	53.98	53.98	53.98
	Gas Pipe (Φ, inch)	2 1/8"	2 1/8"	2 1/8"
	Installation Limitation Max. Length (m)	200	200	200
	Installation Limitation Max. Height (m)	110.0	110.0	110.0
Refrigerant	Type	R410A	R410A	R410A
	Factory Charging (kg)	36.40	36.40	40.50
Sound	Sound Pressure dB(A)	73.0	73.0	73.0
External Dimension	Net Weight (kg)	285.0 + 342.0 + 350.0	285.0 + 350.0 x 2	333.0 + 350.0 x 2
	Net Dimensions (WxHxD) (mm)	1,295 x 1,695 x 765 + (1,295 x 1,795 x 765) x 2	1,295 x 1,695 x 765 + (1,295 x 1,795 x 765) x 2	(1,295 x 1,795 x 765) x 3
Operating Temp. Range	Cooling (°C)	-5.0 ~ 48.0	-5.0 ~ 48.0	-5.0 ~ 48.0
	Heating (°C)	-25.0 ~ 24.0	-25.0 ~ 24.0	-25.0 ~ 24.0

*Performances are based on the standard test condition.

*Specification maybe subject to change without prior notice.



DVM S HEAT PUMP DELUXE

Model Name		AM860KXVAGH/EU	AM880KXVAGH/EU	AM900KXVAGH/EU
	Outdoor unit module 1	AM260KXVAGH/EU	AM280KXVAGH/EU	AM300KXVAGH/EU
	Outdoor unit module 2	AM300KXVAGH/EU	AM300KXVAGH/EU	AM300KXVAGH/EU
	Outdoor unit module 3	AM300KXVAGH/EU	AM300KXVAGH/EU	AM300KXVAGH/EU
Features	Type	DVM S HP DELUXE	DVM S HP DELUXE	DVM S HP DELUXE
Power Supply (Φ, #, V, Hz)		3,4,380-415,50	3,4,380-415,50	3,4,380-415,50
System	Model	HEAT PUMP	HEAT PUMP	HEAT PUMP
Capacity	HP	86.00	88.00	90.00
	Cooling (kW)	240.80	246.60	252.00
	Cooling (Btu/h)	821,600	841,400	859,900
	Heating (kW)	270.90	277.20	283.50
	Heating (Btu/h)	924,300	945,800	967,300
Power Input (Nominal)	Cooling (kW)	64.31	66.08	68.10
	Heating (kW)	59.18	61.36	61.77
Current Input (Nominal)	Cooling (A)	103.10	106.00	109.20
	Heating (A)	94.90	98.40	99.00
	MCA (A)	188.40 (MCA)	195.40 (MCA)	192.60 (MCA)
	MFA (A)	250.00	250.00	250.00
Energy Efficiency Ratio	EER (Nominal Cooling) (W/W)	3.74	3.73	3.70
	EER (Nominal Cheating) (W/W)	4.58	4.52	4.59
Compressor	Output kW × n	(6.39x2) + (7.81x2)x2	(6.76x2) + (7.81x2)x2	(7.81x2)x3
	Model Name	DS-GB066FAVB x 2 + DS4GJ5080FVA x 4	DS-GB070FAVA x 2 + DS4GJ5080FVA x 4	DS4GJ5080FVA x 6
	OilType	PVE	PVE	PVE
	Oil Initial Charge (cc)	7800	7800	8400
Fan	Type	Propeller	Propeller	Propeller
	Motor Output x n (W)	(620.0 x 2) x 3	(620.0 x 2) x 3	(620.0 x 2) x 3
	Air Flow Rate H/M/L (CMM)	340 x 3	340 x 3	340 x 3
	Air Flow Rate H/M/L (l/s)	5,666.50 x 3	5,666.50 x 3	5,666.50 x 3
	External Pressure (mmAq)	7.87	7.87	7.87
	External Pressure (Pa)	78.45	78.45	78.45
Piping Connections	Liquid Pipe (Φ,mm)	22.22	22.22	22.22
	Liquid Pipe (Φ, inch)	7/8"	7/8"	7/8"
	Gas Pipe (Φ,mm)	53.98	53.98	53.98
	Gas Pipe (Φ, inch)	2 1/8"	2 1/8"	2 1/8"
	Installation Limitation Max. Length (m)	200	200	200
	Installation Limitation Max. Height (m)	110.0	110.0	110.0
Refrigerant	Type	R410A	R410A	R410A
	Factory Charging (kg)	40.50	42.00	42.00
Sound	Sound Pressure dB(A)	73.0	74.0	74.0
External Dimension	Net Weight (kg)	333.0 + 350.0 x 2	342.0 + 350.0 x 2	350.0 x 3
	Net Dimensions (WxHxD) (mm)	(1,295 x 1,795 x 765) x 3	(1,295 x 1,795 x 765) x 3	(1,295 x 1,795 x 765) x 3
Operating Temp. Range	Cooling (°C)	-5.0 ~ 48.0	-5.0 ~ 48.0	-5.0 ~ 48.0
	Heating (°C)	-25.0 ~ 24.0	-25.0 ~ 24.0	-25.0 ~ 24.0

*Performances are based on the standard test condition.

*Specification maybe subject to change without prior notice.



DVM S COOLING ONLY

Model Code		AM080MXVAGC/TS	AM100MXVAGC/TS	AM120MXVAGC/TS
Features	Type	DVM S(NEW)	DVM S(NEW)	DVM S(NEW)
Power Supply (Outdoor Unit) [Φ, #, V, Hz]		3,4,380-415,50	3,4,380-415,50	3,4,380-415,50
System	Mode	COOLING ONLY	COOLING ONLY	COOLING ONLY
Capacity	HP	8.00	10.00	12.00
	Cooling [kW]	22.40	28.00	33.60
	Cooling [Btu/hr]	76,400	95,500	114,600
	Heating [kW]	-	-	-
	Heating [Btu/hr]	-	-	-
Power Input (Nominal)	Cooling [kW]	4.98	6.36	8.62
	Heating [kW]	-	-	-
Current Input (Nominal)	Cooling [A]	8.00	10.20	13.80
	Heating [A]	-	-	-
	MCA [A]	18.00 (MCA)	22.80 (MCA)	25.00 (MCA)
	MFA [A]	25.00	32.00	32.00
COP	Nominal Cooling 1)	4.50	4.40	3.90
	Nominal Heating 2)	-	-	-
Compressor	Type	Inverter Scroll x 1	Inverter Scroll x 1	Inverter Scroll x 1
	Output [kW x n]	(5.18)	(5.18)	(6.39)
	Model Name	DS-GB052FAVB x 1	DS-GB052FAVB x 1	DS-GB066FAVB x 1
	Oil Type	PVE	PVE	PVE
	Initial Charge [cc]	1100	1100	1100
Fan	Type	Propeller	Propeller	Propeller
	Output x n [W]	830.0 x 1	830.0 x 1	830.0 x 1
	Air Flow Rate [CMM]	170	170	220
	Air Flow Rate [l/s]	2,833.33	2,833.33	3,666.67
	External Static Pressure (Max) [mmAq]	8.00	8.00	8.00
	External Static Pressure (Max) [Pa]	78.45	78.45	78.45
Piping Connections	Liquid Pipe [Ø, mm]	9.52	9.52	12.70
	Liquid Pipe [Ø, inch]	3/8"	3/8"	1/2"
	Gas Pipe [Ø, mm]	19.05	22.22	28.58
	Gas Pipe [Ø, inch]	3/4"	7/8"	1 1/8"
	Installation Limitation [Max Length]	200	200	200
	Installation Limitation [Max Height]	110.0	110.0	110.0
Field Wiring	Power Source Wire [mm2]	-	-	-
	Transmission Cable [mm2]	0.75	0.75	0.75
Refrigerant	Type	R410A	R410A	R410A
	Factory Charging [kg]	5.50	5.50	5.50
Sound	Sound Pressure [dB(A)]	57.0	61.0	62.0
	Net Weight [kg]	185.0	185.0	190.0
External Dimension (Outdoor Unit)	Shipping Weight [kg]	197.0	197.0	202.0
	Net Dimensions (WxHxD) [mm]	880 x 1,695 x 765	880 x 1,695 x 765	880 x 1,695 x 765
	Shipping Dimensions (WxHxD) [mm]	948 x 1,887 x 832	948 x 1,887 x 832	948 x 1,887 x 832
Operating Temp. Range	Cooling [°C]	-5.0 ~ 48.0	-5.0 ~ 48.0	-5.0 ~ 48.0
	Heating [°C]	-	-	-

*Performances are based on the standard test condition.

*Specification maybe subject to change without prior notice.



DVM S COOLING ONLY

Model Code		AM140MXVAGC/TS	AM160MXVAGC/TS	AM180MXVAGC/TS
Features	Type	DVM S(NEW)	DVM S(NEW)	DVM S(NEW)
Power Supply (Outdoor Unit) [Φ, #, V, Hz]		3,4,380-415,50	3,4,380-415,50	3,4,380-415,50
System	Mode	COOLING ONLY	COOLING ONLY	COOLING ONLY
Capacity	HP	14.00	16.00	18.00
	Cooling [kW]	40.00	45.00	50.40
	Cooling [Btu/hr]	136,500	153,500	172,000
	Heating [kW]	-	-	-
	Heating [Btu/hr]	-	-	-
Power Input (Nominal)	Cooling [kW]	10.08	12.10	14.20
	Heating [kW]	-	-	-
Current Input (Nominal)	Cooling [A]	16.20	19.40	22.80
	Heating [A]	-	-	-
	MCA [A]	25.00 (MCA)	32.00 (MCA)	39.10 (MCA)
	MFA [A]	32.00	40.00	50.00
COP	Nominal Cooling 1)	3.97	3.72	3.55
	Nominal Heating 2)	-	-	-
Compressor	Type	Inverter Scroll x 1	Inverter Scroll x 1	Inverter Scroll x 1
	Output [kW x n]	(6.39)	(7.81)	(7.81)
	Model Name	DS-GB066FAVB x 1	DS4GJ5080FVA x 1	DS4GJ5080FVA x 1
	Oil Type	PVE	PVE	PVE
	Initial Charge [cc]	1100	1400	1400
Fan	Type	Propeller	Propeller	Propeller
	Output x n [W]	620.0 x 2	620.0 x 2	620.0 x 2
	Air Flow Rate [CMM]	255	255	290
	Air Flow Rate [l/s]	4,250.00	4,250.00	4,833.33
	External Static Pressure (Max) [mmAq]	8.00	8.00	8.00
	External Static Pressure (Max) [Pa]	78.45	78.45	78.45
Piping Connections	Liquid Pipe [Ø, mm]	12.70	12.70	15.88
	Liquid Pipe [Ø, inch]	1/2"	1/2"	5/8"
	Gas Pipe [Ø, mm]	28.58	28.58	28.58
	Gas Pipe [Ø, inch]	1 1/8"	1 1/8"	1 1/8"
	Installation Limitation [Max Length]	200	200	200
	Installation Limitation [Max Height]	110.0	110.0	110.0
Field Wiring	Power Source Wire [mm2]	-	-	-
	Transmission Cable [mm2]	0.75	0.75	0.75
Refrigerant	Type	R410A	R410A	R410A
	Factory Charging [kg]	7.70	8.40	8.40
Sound	Sound Pressure [dB(A)]	61.0	63.0	64.0
	Net Weight [kg]	225.0	252.0	252.0
External Dimension (Outdoor Unit)	Shipping Weight [kg]	244.0	271.0	271.0
	Net Dimensions (WxHxD) [mm]	1,295 x 1,695 x 765	1,295 x 1,695 x 765	1,295 x 1,695 x 765
	Shipping Dimensions (WxHxD) [mm]	1,363 x 1,887 x 832	1,363 x 1,887 x 832	1,363 x 1,887 x 832
Operating Temp. Range	Cooling [°C]	-5.0 ~ 48.0	-5.0 ~ 48.0	-5.0 ~ 48.0
	Heating [°C]	-	-	-

*Performances are based on the standard test condition.

*Specification maybe subject to change without prior notice.

DVM S

SPECIFICATION

50Hz
COOLING ONLY



DVM S COOLING ONLY

Model Code		AM200MXVAGC/TS	AM220MXVAGC/TS	AM240MXVAGC/TS
Features	Type	DVM S(NEW)	DVM S(NEW)	DVM S(NEW)
Power Supply (Outdoor Unit) [Φ, #, V, Hz]		3,4,380-415,50	3,4,380-415,50	3,4,380-415,50
System	Mode	COOLING ONLY	COOLING ONLY	COOLING ONLY
Capacity	HP	20.00	22.00	24.00
	Cooling [kW]	56.00	61.60	67.20
	Cooling [Btu/hr]	191,100	210,200	229,300
	Heating [kW]	-	-	-
	Heating [Btu/hr]	-	-	-
Power Input (Nominal)	Cooling [kW]	16.62	19.68	17.87
	Heating [kW]	-	-	-
Current Input (Nominal)	Cooling [A]	26.60	31.60	28.70
	Heating [A]	-	-	-
	MCA [A]	42.00 (MCA)	44.50 (MCA)	44.50 (MCA)
	MFA [A]	63.00	63.00	63.00
COP	Nominal Cooling 1)	3.37	3.13	3.76
	Nominal Heating 2)	-	-	-
Compressor	Type	Inverter Scroll x 2	Inverter Scroll x 2	Inverter Scroll x 2
	Output [kW x n]	(5.18x2)	(5.18x2)	(6.39x2)
	Model Name	DS-GB052FAVB x 2	DS-GB052FAVB x 2	DS-GB066FAVB x 2
	Oil Type	PVE	PVE	PVE
	Initial Charge [cc]	2200	2200	2200
Fan	Type	Propeller	Propeller	Propeller
	Output x n [W]	620.0 x 2	620.0 x 2	620.0 x 2
	Air Flow Rate [CMM]	290	290	320
	Air Flow Rate [l/s]	4,833.33	4,833.33	5,333.33
	External Static Pressure (Max) [mmAq]	8.00	8.00	8.00
	External Static Pressure (Max) [Pa]	78.45	78.45	78.45
Piping Connections	Liquid Pipe [Ø, mm]	15.88	15.88	15.88
	Liquid Pipe [Ø, inch]	5/8"	5/8"	5/8"
	Gas Pipe [Ø, mm]	28.58	28.58	34.92
	Gas Pipe [Ø, inch]	1 1/8"	1 1/8"	1 3/8"
	Installation Limitation [Max Length]	200	200	200
	Installation Limitation [Max Height]	110.0	110.0	110.0
Field Wiring	Power Source Wire [mm2]	-	-	-
	Transmission Cable [mm2]	0.75	0.75	0.75
Refrigerant	Type	R410A	R410A	R410A
	Factory Charging [kg]	8.40	8.40	12.50
Sound	Sound Pressure [dB(A)]	65.0	65.0	67.0
External Dimension (Outdoor Unit)	Net Weight [kg]	280.0	280.0	322.0
	Shipping Weight [kg]	299.0	299.0	344.0
	Net Dimensions (WxHxD) [mm]	1,295 x 1,695 x 765	1,295 x 1,695 x 765	1,295 x 1,795 x 765
	Shipping Dimensions (WxHxD) [mm]	1,363 x 1,887 x 832	1,363 x 1,887 x 832	1,363 x 1,987 x 832
Operating Temp. Range	Cooling [°C]	-5.0 ~ 48.0	-5.0 ~ 48.0	-5.0 ~ 48.0
	Heating [°C]	-	-	-

*Performances are based on the standard test condition.

*Specification maybe subject to change without prior notice.



DVM S COOLING ONLY

Model Code		AM260MXVAGC/TS	AM280MXVAGC/TS	AM300MXVAGC/TS
Features	Type	DVM S(NEW)	DVM S(NEW)	DVM S(NEW)
Power Supply (Outdoor Unit) [Φ, #, V, Hz]		3,4,380-415,50	3,4,380-415,50	3,4,380-415,50
System	Mode	COOLING ONLY	COOLING ONLY	COOLING ONLY
Capacity	HP	26.00	28.00	30.00
	Cooling [kW]	72.80	78.60	84.00
	Cooling [Btu/hr]	248,400	268,200	286,600
	Heating [kW]	-	-	-
	Heating [Btu/hr]	-	-	-
Power Input (Nominal)	Cooling [kW]	21.41	23.39	26.33
	Heating [kW]	-	-	-
Current Input (Nominal)	Cooling [A]	34.30	37.50	42.20
	Heating [A]	-	-	-
	MCA [A]	60.00 (MCA)	65.00 (MCA)	65.00 (MCA)
	MFA [A]	75.00	75.00	75.00
COP	Nominal Cooling 1)	3.40	3.36	3.19
	Nominal Heating 2)	-	-	-
Compressor	Type	Inverter Scroll x 2	Inverter Scroll x 2	Inverter Scroll x 2
	Output [kW x n]	(6.39x2)	(6.76x2)	(7.81x2)
	Model Name	DS-GB066FAVB x 2	DS-GB070FAVA x 2	DS4GJ5080FVA x 2
	Oil Type	PVE	PVE	PVE
	Initial Charge [cc]	2200	2200	2800
Fan	Type	Propeller	Propeller	Propeller
	Output x n [W]	620.0 x 2	620.0 x 2	620.0 x 2
	Air Flow Rate [CMM]	320	340	340
	Air Flow Rate [l/s]	5,333.33	5,666.67	5,666.67
	External Static Pressure (Max) [mmAq]	8.00	8.00	8.00
	External Static Pressure (Max) [Pa]	78.45	78.45	78.45
Piping Connections	Liquid Pipe [Ø, mm]	19.05	19.05	19.05
	Liquid Pipe [Ø, inch]	3/4"	3/4"	3/4"
	Gas Pipe [Ø, mm]	34.92	34.92	34.92
	Gas Pipe [Ø, inch]	1 3/8"	1 3/8"	1 3/8"
	Installation Limitation [Max Length]	200	200	200
	Installation Limitation [Max Height]	110.0	110.0	110.0
Field Wiring	Power Source Wire [mm2]	-	-	-
	Transmission Cable [mm2]	0.75	0.75	0.75
Refrigerant	Type	R410A	R410A	R410A
	Factory Charging [kg]	12.50	12.50	12.50
Sound	Sound Pressure [dB(A)]	67.0	69.0	69.0
External Dimension (Outdoor Unit)	Net Weight [kg]	330.0	335.0	342.0
	Shipping Weight [kg]	352.0	357.0	364.0
	Net Dimensions (WxHxD) [mm]	1,295 x 1,795 x 765	1,295 x 1,795 x 765	1,295 x 1,795 x 765
	Shipping Dimensions (WxHxD) [mm]	1,363 x 1,987 x 832	1,363 x 1,987 x 832	1,363 x 1,987 x 832
Operating Temp. Range	Cooling [°C]	-5.0 ~ 48.0	-5.0 ~ 48.0	-5.0 ~ 48.0
	Heating [°C]	-	-	-

*Performances are based on the standard test condition.

*Specification maybe subject to change without prior notice.



DVM S COOLING ONLY COMBINATION

Model Name		AM320MXVAGC/TS	AM340MXVAGC/TS	AM360MXVAGC/TS
	Outdoor unit module 1	AM100MXVAGC/TS	AM120MXVAGC/TS	AM140MXVAGC/TS
	Outdoor unit module 2	AM220MXVAGC/TS	AM220MXVAGC/TS	AM220MXVAGC/TS
Features	Type	DVM S(NEW)	DVM S(NEW)	DVM S(NEW)
Power Supply (Outdoor Unit) [Φ, #, V, Hz]		3,4,380-415,50	3,4,380-415,50	3,4,380-415,50
System	Mode	COOLING ONLY	COOLING ONLY	COOLING ONLY
Capacity	HP	32.00	34.00	36.00
	Cooling [kW]	89.60	95.20	101.60
	Cooling [Btu/hr]	305,700	324,800	346,700
	Heating [kW]	-	-	-
	Heating [Btu/hr]	-	-	-
Power Input (Nominal)	Cooling [kW]	26.04	28.30	29.76
	Heating [kW]	-	-	-
Current Input (Nominal)	Cooling [A]	41.80	45.40	47.80
	Heating [A]	-	-	-
	MCA [A]	67.30 (MCA)	69.50 (MCA)	69.50 (MCA)
	MFA [A]	75.00	80.00	80.00
COP	Nominal Cooling 1)	3.44	3.36	3.41
	Nominal Heating 2)	-	-	-
Compressor	Type	Inverter Scroll x3	Inverter Scroll x3	Inverter Scroll x3
	Output [kW x n]	(5.18) + (5.18x2)	(6.39) + (5.18x2)	(6.39) + (5.18x2)
	Model Name	DS-GB052FAVB x 3	DS-GB066FAVB x1 + DS-GB052FAVB x2	DS-GB066FAVB x1 + DS-GB052FAVB x2
	Oil Type	PVE	PVE	PVE
	Initial Charge [cc]	3300	3300	3300
Fan	Type	Propeller	Propeller	Propeller
	Output x n [W]	830.0 x 1 + 620.0 x 2	830.0 x 1 + 620.0 x 2	(620.0 x 2) x 2
	Air Flow Rate [CMM]	170 + 290	220 + 290	255 + 290
	Air Flow Rate [L/s]	2,833.33 + 4,833.33	3,666.67 + 4,833.33	4,250.00 + 4,833.33
	External Static Pressure (Max) [mmAq]	8.00	8.00	8.00
	External Static Pressure (Max) [Pa]	78.45	78.45	78.45
Piping Connections	Liquid Pipe [Ø, mm]	19.05	19.05	19.05
	Liquid Pipe [Ø, inch]	3/4"	3/4"	3/4"
	Gas Pipe [Ø, mm]	34.92	34.92	41.28
	Gas Pipe [Ø, inch]	1 3/8"	1 3/8"	1 5/8"
	Installation Limitation [Max Length]	200	200	200
	Installation Limitation [Max Height]	110.0	110.0	110.0
Field Wiring	Power Source Wire [mm2]	-	-	-
	Transmission Cable [mm2]	0.75	0.75	0.75
Refrigerant	Type	R410A	R410A	R410A
	Factory Charging [kg]	13.90	13.90	16.10
Sound	Sound Pressure [dB(A)]	66.0	67.0	66.0
External Dimension (Outdoor Unit)	Net Weight [kg]	185.0 + 280.0	190.0 + 280.0	225.0 + 280.0
	Shipping Weight [kg]	197.0 + 299.0	202.0 + 299.0	244.0 + 299.0
	Net Dimensions (WxHxD) [mm]	880x1,695x765+1,295x1,695x765	880x1,695x765+1,295x1,695x765	(1,295x1,695x765)x2
	Shipping Dimensions (WxHxD) [mm]	948x1,887x832+1,363x1,887x832	948x1,887x832+1,363x1,887x832	(1,363x1,887x832)x2
Operating Temp. Range	Cooling [°C]	-5.0 ~ 48.0	-5.0 ~ 48.0	-5.0 ~ 48.0
	Heating [°C]	-	-	-

*Performances are based on the standard test condition.

*Specification maybe subject to change without prior notice.



DVM S COOLING ONLY COMBINATION

Model Name		AM380MXVAGC/TS	AM400MXVAGC/TS	AM420MXVAGC/TS
Features	Outdoor unit module 1	AM160MXVAGC/TS	AM180MXVAGC/TS	AM200MXVAGC/TS
	Outdoor unit module 2	AM220MXVAGC/TS	AM220MXVAGC/TS	AM220MXVAGC/TS
	Type	DVM S(NEW)	DVM S(NEW)	DVM S(NEW)
	Power Supply (Outdoor Unit) [Φ, #, V, Hz]	3,4,380-415,50	3,4,380-415,50	3,4,380-415,50
	System	Mode	COOLING ONLY	COOLING ONLY
Capacity	HP	38.00	40.00	42.00
	Cooling [kW]	106.60	112.00	117.60
	Cooling [Btu/hr]	363,700	382,200	401,300
	Heating [kW]	-	-	-
	Heating [Btu/hr]	-	-	-
Power Input (Nominal)	Cooling [kW]	31.78	33.88	36.30
	Heating [kW]	-	-	-
Current Input (Nominal)	Cooling [A]	51.00	54.40	58.20
	Heating [A]	-	-	-
	MCA [A]	76.50 (MCA)	83.60 (MCA)	86.50 (MCA)
	MFA [A]	90.00	100.00	100.00
COP	Nominal Cooling 1)	3.35	3.31	3.24
	Nominal Heating 2)	-	-	-
Compressor	Type	Inverter Scroll x3	Inverter Scroll x3	SI Inverter Scroll x4
	Output [kW x n]	(7.81) + (5.18x2)	(7.81) + (5.18x2)	(5.18x2) + (5.18x2)
	Model Name	DS4GJ5080FVA x1 + DS-GB052FAVB x2	DS4GJ5080FVA x1 + DS-GB052FAVB x2	DS-GB052FAVB x 4
	Oil Type	PVE	PVE	PVE
	Initial Charge [cc]	3600	3600	4400
Fan	Type	Propeller	Propeller	Propeller
	Output x n [W]	(620.0 x 2) x 2	(620.0 x 2) x 2	(620.0 x 2) x 2
	Air Flow Rate [CMM]	255 + 290	290 x 2	290 x 2
	Air Flow Rate [l/s]	4,250.00 + 4,833.33	4,833.33 x 2	4,833.33 x 2
	External Static Pressure (Max) [mmAq]	8.00	8.00	8.00
	External Static Pressure (Max) [Pa]	78.45	78.45	78.45
Piping Connections	Liquid Pipe [Ø, mm]	19.05	19.05	19.05
	Liquid Pipe [Ø, inch]	3/4"	3/4"	3/4"
	Gas Pipe [Ø, mm]	41.28	41.28	41.28
	Gas Pipe [Ø, inch]	1 5/8"	1 5/8"	1 5/8"
	Installation Limitation [Max Length]	200	200	200
	Installation Limitation [Max Height]	110.0	110.0	110.0
Field Wiring	Power Source Wire [mm2]	-	-	-
	Transmission Cable [mm2]	0.75	0.75	0.75
Refrigerant	Type	R410A	R410A	R410A
	Factory Charging [kg]	16.80	16.80	16.80
Sound	Sound Pressure [dB(A)]	67.0	68.0	68.0
External Dimension (Outdoor Unit)	Net Weight [kg]	252.0 + 280.0	252.0 + 280.0	280.0 x 2
	Shipping Weight [kg]	271.0 + 299.0	271.0 + 299.0	299.0 x 2
	Net Dimensions (WxHxD) [mm]	(1,295 x 1,695 x 765) x 2	(1,295 x 1,695 x 765) x 2	(1,295 x 1,695 x 765) x 2
	Shipping Dimensions (WxHxD) [mm]	(1,363 x 1,887 x 832) x 2	(1,363 x 1,887 x 832) x 2	(1,363 x 1,887 x 832) x 2
Operating Temp. Range	Cooling [°C]	-5.0 ~ 48.0	-5.0 ~ 48.0	-5.0 ~ 48.0
	Heating [°C]	-	-	-

*Performances are based on the standard test condition.

*Specification maybe subject to change without prior notice.



DVM S COOLING ONLY COMBINATION

Model Name		AM440MXVAGC/TS	AM460MXVAGC/TS	AM480MXVAGC/TS
Features	Outdoor unit module 1	AM220MXVAGC/TS	AM160MXVAGC/TS	AM180MXVAGC/TS
	Outdoor unit module 2	AM220MXVAGC/TS	AM300MXVAGC/TS	AM300MXVAGC/TS
	Type	DVM S(NEW)	DVM S(NEW)	DVM S(NEW)
Power Supply (Outdoor Unit) [Φ, #, V, Hz]		3,4,380-415,50	3,4,380-415,50	3,4,380-415,50
System Mode		COOLING ONLY	COOLING ONLY	COOLING ONLY
Capacity	HP	44.00	46.00	48.00
	Cooling [kW]	123.20	129.00	134.40
	Cooling [Btu/hr]	420,400	440,200	458,600
	Heating [kW]	-	-	-
	Heating [Btu/hr]	-	-	-
Power Input (Nominal)	Cooling [kW]	39.36	38.43	40.53
	Heating [kW]	-	-	-
Current Input (Nominal)	Cooling [A]	63.20	61.60	65.00
	Heating [A]	-	-	-
	MCA [A]	89.00 (MCA)	97.00 (MCA)	104.10 (MCA)
	MFA [A]	100.00	125.00	125.00
COP	Nominal Cooling 1)	3.13	3.36	3.32
	Nominal Heating 2)	-	-	-
Compressor	Type	Inverter Scroll x4	Inverter Scroll x3	Inverter Scroll x3
	Output [kW x n]	(5.18x2)x2	(7.81) + (7.81x2)	(7.81) + (7.81x2)
	Model Name	DS-GB052FAVB x 4	DS4GJ5080FVA x 3	DS4GJ5080FVA x 3
	Oil Type	PVE	PVE	PVE
	Initial Charge [cc]	4400	4200	4200
Fan	Type	Propeller	Propeller	Propeller
	Output x n [W]	(620.0 x 2) x 2	(620.0 x 2) x 2	(620.0 x 2) x 2
	Air Flow Rate [CMM]	290 x 2	255 + 340	290 + 340
	Air Flow Rate [L/s]	4,833.33 x 2	4,250.00 + 5,666.67	4,833.33 + 5,666.67
	External Static Pressure (Max) [mmAq]	8.00	8.00	8.00
	External Static Pressure (Max) [Pa]	78.45	78.45	78.45
Piping Connections	Liquid Pipe [Ø, mm]	19.05	19.05	19.05
	Liquid Pipe [Ø, inch]	3/4"	3/4"	3/4"
	Gas Pipe [Ø, mm]	41.28	41.28	41.28
	Gas Pipe [Ø, inch]	1 5/8"	1 5/8"	1 5/8"
	Installation Limitation [Max Length]	200	200	200
	Installation Limitation [Max Height]	110.0	110.0	110.0
Field Wiring	Power Source Wire [mm2]	-	-	-
	Transmission Cable [mm2]	0.75	0.75	0.75
Refrigerant	Type	R410A	R410A	R410A
	Factory Charging [kg]	16.80	20.90	20.90
Sound	Sound Pressure [dB(A)]	68.0	70.0	70.0
External Dimension (Outdoor Unit)	Net Weight [kg]	280.0 x 2	252.0 + 342.0	252.0 + 342.0
	Shipping Weight [kg]	299.0 x 2	271.0 + 364.0	271.0 + 364.0
	Net Dimensions (WxHxD) [mm]	(1,295 x 1,695 x 765) x 2	1,295 x 1,695 x 765 + 1,295 x 1,795 x 765	1,295 x 1,695 x 765 + 1,295 x 1,795 x 765
	Shipping Dimensions (WxHxD) [mm]	(1,363 x 1,887 x 832) x 2	1,363 x 1,887 x 832 + 1,363 x 1,987 x 832	1,363 x 1,887 x 832 + 1,363 x 1,987 x 832
Operating Temp. Range	Cooling [°C]	-5.0 ~ 48.0	-5.0 ~ 48.0	-5.0 ~ 48.0
	Heating [°C]	-	-	-

*Performances are based on the standard test condition.

*Specification maybe subject to change without prior notice.



DVM S COOLING ONLY COMBINATION

Model Name		AM500MXVAGC/TS	AM520MXVAGC/TS	AM540MXVAGC/TS
Features	Outdoor unit module 1	AM200MXVAGC/TS	AM220MXVAGC/TS	AM240MXVAGC/TS
	Outdoor unit module 2	AM300MXVAGC/TS	AM300MXVAGC/TS	AM300MXVAGC/TS
	Type	DVM S(NEW)	DVM S(NEW)	DVM S(NEW)
	Power Supply (Outdoor Unit) [Φ, #, V, Hz]	3,4,380-415,50	3,4,380-415,50	3,4,380-415,50
	System Mode	COOLING ONLY	COOLING ONLY	COOLING ONLY
Capacity	HP	50.00	52.00	54.00
	Cooling [kW]	140.00	145.60	151.20
	Cooling [Btu/hr]	477,700	496,800	515,900
	Heating [kW]	-	-	-
	Heating [Btu/hr]	-	-	-
Power Input (Nominal)	Cooling [kW]	42.95	46.01	44.20
	Heating [kW]	-	-	-
Current Input (Nominal)	Cooling [A]	68.80	73.80	70.90
	Heating [A]	-	-	-
	MCA [A]	107.00 (MCA)	109.50 (MCA)	109.50 (MCA)
	MFA [A]	125.00	125.00	125.00
COP	Nominal Cooling 1)	3.26	3.16	3.42
	Nominal Heating 2)	-	-	-
Compressor	Type	Inverter Scroll x4	Inverter Scroll x4	Inverter Scroll x4
	Output [kW x n]	(5.18x2) + (7.81x2)	(5.18x2) + (7.81x2)	(6.39x2) + (7.81x2)
	Model Name	DS-GB052FAVB x2 + DS4GJ5080FVA x2	DS-GB052FAVB x2 + DS4GJ5080FVA x2	DS-GB066FAVB x2 + DS4GJ5080FVA x2
	Oil Type	PVE	PVE	PVE
	Initial Charge [cc]	5000	5000	5000
Fan	Type	Propeller	Propeller	Propeller
	Output x n [W]	(620.0 x 2) x 2	(620.0 x 2) x 2	(620.0 x 2) x 2
	Air Flow Rate [CMM]	290 + 340	290 + 340	320 + 340
	Air Flow Rate [l/s]	4,833.33 + 5,666.67	4,833.33 + 5,666.67	5,333.33 + 5,666.67
	External Static Pressure (Max) [mmAq]	8.00	8.00	8.00
	External Static Pressure (Max) [Pa]	78.45	78.45	78.45
Piping Connections	Liquid Pipe [Ø, mm]	19.05	19.05	19.05
	Liquid Pipe [Ø, inch]	3/4"	3/4"	3/4"
	Gas Pipe [Ø, mm]	41.28	41.28	41.28
	Gas Pipe [Ø, inch]	1 5/8"	1 5/8"	1 5/8"
	Installation Limitation [Max Length]	200	200	200
	Installation Limitation [Max Height]	110.0	110.0	110.0
Field Wiring	Power Source Wire [mm2]	-	-	-
	Transmission Cable [mm2]	0.75	0.75	0.75
Refrigerant	Type	R410A	R410A	R410A
	Factory Charging [kg]	20.90	20.90	25.00
Sound	Sound Pressure [dB(A)]	70.0	70.0	71.0
External Dimension (Outdoor Unit)	Net Weight [kg]	280.0 + 342.0	280.0 + 342.0	322.0 + 342.0
	Shipping Weight [kg]	299.0 + 364.0	299.0 + 364.0	344.0 + 364.0
	Net Dimensions (WxHxD) [mm]	1,295 x 1,695 x 765 + 1,295 x 1,795 x 765	1,295 x 1,695 x 765 + 1,295 x 1,795 x 765	(1,295 x 1,795 x 765) x 2
	Shipping Dimensions (WxHxD) [mm]	1,363 x 1,887 x 832 + 1,363 x 1,987 x 832	1,363 x 1,887 x 832 + 1,363 x 1,987 x 832	(1,363 x 1,987 x 832) x 2
Operating Temp. Range	Cooling [°C]	-5.0 ~ 48.0	-5.0 ~ 48.0	-5.0 ~ 48.0
	Heating [°C]	-	-	-

*Performances are based on the standard test condition.

*Specification maybe subject to change without prior notice.

DVM S

SPECIFICATION

50Hz
COOLING ONLY



DVM S COOLING ONLY COMBINATION

Model Name		AM560MXVAGC/TS	AM580MXVAGC/TS	AM600MXVAGC/TS
Features	Outdoor unit module 1	AM260MXVAGC/TS	AM280MXVAGC/TS	AM300MXVAGC/TS
	Outdoor unit module 2	AM300MXVAGC/TS	AM300MXVAGC/TS	AM300MXVAGC/TS
	Type	DVM S(NEW)	DVM S(NEW)	DVM S(NEW)
Power Supply (Outdoor Unit) [Φ, #, V, Hz]		3,4,380-415,50	3,4,380-415,50	3,4,380-415,50
System Mode		COOLING ONLY	COOLING ONLY	COOLING ONLY
Capacity	HP	56.00	58.00	60.00
	Cooling [kW]	156.80	162.60	168.00
	Cooling [Btu/hr]	535,000	554,800	573,200
	Heating [kW]	-	-	-
	Heating [Btu/hr]	-	-	-
Power Input (Nominal)	Cooling [kW]	47.74	49.72	52.66
	Heating [kW]	-	-	-
Current Input (Nominal)	Cooling [A]	76.50	79.70	84.40
	Heating [A]	-	-	-
	MCA [A]	125.00 (MCA)	130.00 (MCA)	130.00 (MCA)
	MFA [A]	150.00	150.00	150.00
COP	Nominal Cooling 1)	3.28	3.27	3.19
	Nominal Heating 2)	-	-	-
Compressor	Type	Inverter Scroll x4	Inverter Scroll x4	Inverter Scroll x4
	Output [kW x n]	(6.39x2) + (7.81x2)	(6.76x2) + (7.81x2)	(7.81x2)x2
	Model Name	DS-GB066FAVB x2 + DS4GJ5080FVA x2	DS-GB070FAVA x2 + DS4GJ5080FVA x2	DS4GJ5080FVA x 4
	Oil Type	PVE	PVE	PVE
	Initial Charge [cc]	5000	5000	5600
Fan	Type	Propeller	Propeller	Propeller
	Output x n [W]	(620.0 x 2) x 2	(620.0 x 2) x 2	(620.0 x 2) x 2
	Air Flow Rate [CMM]	320 + 340	340 x 2	340 x 2
	Air Flow Rate [L/s]	5,333.33 + 5,666.67	5,666.67 x 2	5,666.67 x 2
	External Static Pressure (Max) [mmAq]	8.00	8.00	8.00
	External Static Pressure (Max) [Pa]	78.45	78.45	78.45
Piping Connections	Liquid Pipe [Ø, mm]	19.05	19.05	19.05
	Liquid Pipe [Ø, inch]	3/4"	3/4"	3/4"
	Gas Pipe [Ø, mm]	41.28	41.28	41.28
	Gas Pipe [Ø, inch]	1 5/8"	1 5/8"	1 5/8"
	Installation Limitation [Max Length]	200	200	200
	Installation Limitation [Max Height]	110.0	110.0	110.0
Field Wiring	Power Source Wire [mm2]	-	-	-
	Transmission Cable [mm2]	0.75	0.75	0.75
Refrigerant	Type	R410A	R410A	R410A
	Factory Charging [kg]	25.00	25.00	25.00
Sound	Sound Pressure [dB(A)]	71.0	72.0	72.0
External Dimension (Outdoor Unit)	Net Weight [kg]	330.0 + 342.0	335.0 + 342.0	342.0 x 2
	Shipping Weight [kg]	352.0 + 364.0	357.0 + 364.0	364.0 x 2
	Net Dimensions (WxHxD) [mm]	(1,295 x 1,795 x 765) x 2	(1,295 x 1,795 x 765) x 2	(1,295 x 1,795 x 765) x 2
	Shipping Dimensions (WxHxD) [mm]	(1,363 x 1,987 x 832) x 2	(1,363 x 1,987 x 832) x 2	(1,363 x 1,987 x 832) x 2
Operating Temp. Range	Cooling [°C]	-5.0 ~ 48.0	-5.0 ~ 48.0	-5.0 ~ 48.0
	Heating [°C]	-	-	-

*Performances are based on the standard test condition.

*Specification maybe subject to change without prior notice.



DVM S COOLING ONLY COMBINATION

Model Name		AM620MXVAGC/TS	AM640MXVAGC/TS	AM660MXVAGC/TS
Features	Outdoor unit module 1	AM100MXVAGC/TS	AM120MXVAGC/TS	AM140MXVAGC/TS
	Outdoor unit module 2	AM220MXVAGC/TS	AM220MXVAGC/TS	AM220MXVAGC/TS
	Outdoor unit module 2	AM300MXVAGC/TS	AM300MXVAGC/TS	AM300MXVAGC/TS
	Type	DVM S(NEW)	DVM S(NEW)	DVM S(NEW)
Power Supply (Outdoor Unit) [Φ, #, V, Hz]		3,4,380-415,50	3,4,380-415,50	3,4,380-415,50
System Mode		COOLING ONLY	COOLING ONLY	COOLING ONLY
Capacity	HP	62.00	64.00	66.00
	Cooling [kW]	173.60	179.20	185.60
	Cooling [Btu/hr]	592,300	611,500	633,300
	Heating [kW]	-	-	-
	Heating [Btu/hr]	-	-	-
Power Input (Nominal)	Cooling [kW]	52.37	54.63	56.09
	Heating [kW]	-	-	-
Current Input (Nominal)	Cooling [A]	84.00	87.60	90.00
	Heating [A]	-	-	-
	MCA [A]	132.30 (MCA)	134.50 (MCA)	134.50 (MCA)
	MFA [A]	150.00	150.00	150.00
COP	Nominal Cooling 1)	3.31	3.28	3.31
	Nominal Heating 2)	-	-	-
Compressor	Type	Inverter Scroll x5	Inverter Scroll x5	Inverter Scroll x5
	Output [kW x n]	(5.18) + (5.18x2) + (7.81x2)	(6.39) + (5.18x2) + (7.81x2)	(6.39) + (5.18x2) + (7.81x2)
	Model Name	DS-GB052FAVB x 3 + DS4GJ5080FVA x 2	DS-GB066FAVB x 1 + DS-GB052FAVB x 2 + DS4GJ5080FVA x 2	DS-GB066FAVB x 1 + DS-GB052FAVB x 2 + DS4GJ5080FVA x 2
	Oil Type	PVE	PVE	PVE
	Initial Charge [cc]	6100	6100	6100
Fan	Type	Propeller	Propeller	Propeller
	Output x n [W]	830.0 x 1 + (620.0 x 2) x 2	830.0 x 1 + (620.0 x 2) x 2	(620.0 x 2) x 3
	Air Flow Rate [CMM]	170 + 290 + 340	220 + 290 + 340	255 + 290 + 340
	Air Flow Rate [l/s]	2,833.33 + 4,833.33 + 5,666.67	3,666.67 + 4,833.33 + 5,666.67	4,250.00 + 4,833.33 + 5,666.67
	External Static Pressure (Max) [mmAq]	8.00	8.00	8.00
	External Static Pressure (Max) [Pa]	78.45	78.45	78.45
Piping Connections	Liquid Pipe [Ø, mm]	22.22	22.22	22.22
	Liquid Pipe [Ø, inch]	7/8"	7/8"	7/8"
	Gas Pipe [Ø, mm]	53.98	53.98	53.98
	Gas Pipe [Ø, inch]	2 1/8"	2 1/8"	2 1/8"
	Installation Limitation [Max Length]	200	200	200
	Installation Limitation [Max Height]	110.0	110.0	110.0
Field Wiring	Power Source Wire [mm2]	-	-	-
	Transmission Cable [mm2]	0.75	0.75	0.75
Refrigerant	Type	R410A	R410A	R410A
	Factory Charging [kg]	26.40	26.40	28.60
Sound	Sound Pressure [dB(A)]	71.0	71.0	71.0
External Dimension (Outdoor Unit)	Net Weight [kg]	185.0 + 280.0 + 342.0	190.0 + 280.0 + 342.0	225.0 + 280.0 + 342.0
	Shipping Weight [kg]	197.0 + 299.0 + 364.0	202.0 + 299.0 + 364.0	244.0 + 299.0 + 364.0
	Net Dimensions (WxHxD) [mm]	880 x 1,695 x 765 + 1,295 x 1,695 x 765 + 1,295 x 1,795 x 765	880 x 1,695 x 765 + 1,295 x 1,695 x 765 + 1,295 x 1,795 x 765	(1,295 x 1,695 x 765) x 2 + 1,295 x 1,795 x 765
	Shipping Dimensions (WxHxD) [mm]	948 x 1,887 x 832 + 1,363 x 1,887 x 832 + 1,363 x 1,987 x 832	948 x 1,887 x 832 + 1,363 x 1,887 x 832 + 1,363 x 1,987 x 832	(1,363 x 1,887 x 832) x 2 + 1,363 x 1,987 x 832
Operating Temp. Range	Cooling [°C]	-5.0 ~ 48.0	-5.0 ~ 48.0	-5.0 ~ 48.0
	Heating [°C]	-	-	-

*Performances are based on the standard test condition.

*Specification may be subject to change without prior notice.



DVM S COOLING ONLY COMBINATION

Model Name		AM680MXVAGC/TS	AM700MXVAGC/TS	AM720MXVAGC/TS
Features	Outdoor unit module 1	AM160MXVAGC/TS	AM180MXVAGC/TS	AM200MXVAGC/TS
	Outdoor unit module 2	AM220MXVAGC/TS	AM220MXVAGC/TS	AM220MXVAGC/TS
	Outdoor unit module 2	AM300MXVAGC/TS	AM300MXVAGC/TS	AM300MXVAGC/TS
	Type	DVM S(NEW)	DVM S(NEW)	DVM S(NEW)
	Power Supply (Outdoor Unit) [Φ, #, V, Hz]	3,4,380-415,50	3,4,380-415,50	3,4,380-415,50
System	Mode	COOLING ONLY	COOLING ONLY	COOLING ONLY
Capacity	HP	68.00	70.00	72.00
	Cooling [kW]	190.60	196.00	201.60
	Cooling [Btu/hr]	650,400	668,800	687,900
	Heating [kW]	-	-	-
	Heating [Btu/hr]	-	-	-
Power Input (Nominal)	Cooling [kW]	58.11	60.21	62.63
	Heating [kW]	-	-	-
Current Input (Nominal)	Cooling [A]	93.20	96.60	100.40
	Heating [A]	-	-	-
	MCA [A]	141.50 (MCA)	148.60 (MCA)	151.50 (MCA)
	MFA [A]	175.00	175.00	175.00
COP	Nominal Cooling 1)	3.28	3.26	3.22
	Nominal Heating 2)	-	-	-
Compressor	Type	Inverter Scroll x5	Inverter Scroll x5	Inverter Scroll x6
	Output [kW x n]	(7.81) + (5.18x2) + (7.81x2)	(7.81) + (5.18x2) + (7.81x2)	(5.18x2) + (5.18x2) + (7.81x2)
	Model Name	DS4GJ5080FVA x 3 + DS-GB052FAVB x 2	DS4GJ5080FVA x 3 + DS-GB052FAVB x 2	DS-GB052FAVB x 4 + DS4GJ5080FVA x 2
	Oil Type	PVE	PVE	PVE
	Initial Charge [cc]	6400	6400	7200
Fan	Type	Propeller	Propeller	Propeller
	Output x n [W]	(620.0 x 2) x 3	(620.0 x 2) x 3	(620.0 x 2) x 3
	Air Flow Rate [CMM]	255 + 290 + 340	290 x 2 + 340	290 x 2 + 340
	Air Flow Rate [l/s]	4,250.00 + 4,833.33 + 5,666.67	4,833.33 x 2 + 5,666.67	4,833.33 x 2 + 5,666.67
	External Static Pressure (Max) [mmAq]	8.00	8.00	8.00
	External Static Pressure (Max) [Pa]	78.45	78.45	78.45
Piping Connections	Liquid Pipe [Ø, mm]	22.22	22.22	22.22
	Liquid Pipe [Ø, inch]	7/8"	7/8"	7/8"
	Gas Pipe [Ø, mm]	53.98	53.98	53.98
	Gas Pipe [Ø, inch]	2 1/8"	2 1/8"	2 1/8"
	Installation Limitation [Max Length]	200	200	200
	Installation Limitation [Max Height]	110.0	110.0	110.0
Field Wiring	Power Source Wire [mm2]	-	-	-
	Transmission Cable [mm2]	0.75	0.75	0.75
Refrigerant	Type	R410A	R410A	R410A
	Factory Charging [kg]	29.30	29.30	29.30
Sound	Sound Pressure [dB(A)]	71.0	71.0	72.0
External Dimension (Outdoor Unit)	Net Weight [kg]	252.0 + 280.0 + 342.0	252.0 + 280.0 + 342.0	280.0 x 2 + 342.0
	Shipping Weight [kg]	271.0 + 299.0 + 364.0	271.0 + 299.0 + 364.0	299.0 x 2 + 364.0
	Net Dimensions (WxHxD) [mm]	(1,295 x 1,695 x 765) x 2 + 1,295 x 1,795 x 765	(1,295 x 1,695 x 765) x 2 + 1,295 x 1,795 x 765	(1,295 x 1,695 x 765) x 2 + 1,295 x 1,795 x 765
	Shipping Dimensions (WxHxD) [mm]	(1,363 x 1,887 x 832) x 2 + 1,363 x 1,987 x 832	(1,363 x 1,887 x 832) x 2 + 1,363 x 1,987 x 832	(1,363 x 1,887 x 832) x 2 + 1,363 x 1,987 x 832
Operating Temp. Range	Cooling [°C]	-5.0 ~ 48.0	-5.0 ~ 48.0	-5.0 ~ 48.0
	Heating [°C]	-	-	-

*Performances are based on the standard test condition.

*Specification maybe subject to change without prior notice.



DVM S COOLING ONLY COMBINATION

Model Name		AM740MXVAGC/TS	AM760MXVAGC/TS	AM780MXVAGC/TS
Features	Outdoor unit module 1	AM220MXVAGC/TS	AM220MXVAGC/TS	AM220MXVAGC/TS
	Outdoor unit module 2	AM220MXVAGC/TS	AM240MXVAGC/TS	AM260MXVAGC/TS
	Outdoor unit module 2	AM300MXVAGC/TS	AM300MXVAGC/TS	AM300MXVAGC/TS
	Type	DVM S(NEW)	DVM S(NEW)	DVM S(NEW)
	Power Supply (Outdoor Unit) [Φ, #, V, Hz]	3,4,380-415,50	3,4,380-415,50	3,4,380-415,50
System	Mode	COOLING ONLY	COOLING ONLY	COOLING ONLY
Capacity	HP	74.00	76.00	78.00
	Cooling [kW]	207.20	212.80	218.40
	Cooling [Btu/hr]	707,000	726,100	745,200
	Heating [kW]	-	-	-
	Heating [Btu/hr]	-	-	-
Power Input (Nominal)	Cooling [kW]	65.69	63.88	67.42
	Heating [kW]	-	-	-
Current Input (Nominal)	Cooling [A]	105.40	102.50	108.10
	Heating [A]	-	-	-
	MCA [A]	154.00 (MCA)	154.00 (MCA)	169.50 (MCA)
	MFA [A]	175.00	175.00	200.00
COP	Nominal Cooling 1)	3.15	3.33	3.24
	Nominal Heating 2)	-	-	-
Compressor	Type	Inverter Scroll x6	Inverter Scroll x6	Inverter Scroll x6
	Output [kW x n]	(5.18x2)x2 + (7.81x2)	(5.18x2) + (6.39x2) + (7.81x2)	(5.18x2) + (6.39x2) + (7.81x2)
	Model Name	DS-GB052FAVB x 4 + DS4GJ5080FVA x 2	DS-GB052FAVB x 2 + DS-GB066FAVB x 2 + DS4GJ5080FVA x 2	DS-GB052FAVB x 2 + DS-GB066FAVB x 2 + DS4GJ5080FVA x 2
	Oil Type	PVE	PVE	PVE
	Initial Charge [cc]	7200	7200	7200
Fan	Type	Propeller	Propeller	Propeller
	Output x n [W]	(620.0 x 2) x 3	(620.0 x 2) x 3	(620.0 x 2) x 3
	Air Flow Rate [CMM]	290 x 2 + 340	290 + 320 + 340	290 + 320 + 340
	Air Flow Rate [L/s]	4,833.33 x 2 + 5,666.67	4,833.33 + 5,333.33 + 5,666.67	4,833.33 + 5,333.33 + 5,666.67
	External Static Pressure (Max) [mmAq]	8.00	8.00	8.00
	External Static Pressure (Max) [Pa]	78.45	78.45	78.45
Piping Connections	Liquid Pipe [Ø, mm]	22.22	22.22	22.22
	Liquid Pipe [Ø, inch]	7/8"	7/8"	7/8"
	Gas Pipe [Ø, mm]	53.98	53.98	53.98
	Gas Pipe [Ø, inch]	2 1/8"	2 1/8"	2 1/8"
	Installation Limitation [Max Length]	200	200	200
	Installation Limitation [Max Height]	110.0	110.0	110.0
Field Wiring	Power Source Wire [mm2]	-	-	-
	Transmission Cable [mm2]	0.75	0.75	0.75
Refrigerant	Type	R410A	R410A	R410A
	Factory Charging [kg]	29.30	33.40	33.40
Sound	Sound Pressure [dB(A)]	72.0	72.0	72.0
External Dimension (Outdoor Unit)	Net Weight [kg]	280.0 x 2 + 342.0	280.0 + 322.0 + 342.0	280.0 + 330.0 + 342.0
	Shipping Weight [kg]	299.0 x 2 + 364.0	299.0 + 344.0 + 364.0	299.0 + 352.0 + 364.0
	Net Dimensions (WxHxD) [mm]	(1,295 x 1,695 x 765) x 2 + 1,295 x 1,795 x 765	1,295 x 1,695 x 765 + (1,295 x 1,795 x 765) x 2	1,295 x 1,695 x 765 + (1,295 x 1,795 x 765) x 2
	Shipping Dimensions (WxHxD) [mm]	(1,363 x 1,887 x 832) x 2 + 1,363 x 1,987 x 832	1,363 x 1,887 x 832 + (1,363 x 1,987 x 832) x 2	1,363 x 1,887 x 832 + (1,363 x 1,987 x 832) x 2
Operating Temp. Range	Cooling [°C]	-5.0 ~ 48.0	-5.0 ~ 48.0	-5.0 ~ 48.0
	Heating [°C]	-	-	-

*Performances are based on the standard test condition.

*Specification may be subject to change without prior notice.



DVM S COOLING ONLY COMBINATION

Model Name		AM800MXVAGC/TS	AM820MXVAGC/TS	AM840MXVAGC/TS
Features	Outdoor unit module 1	AM220MXVAGC/TS	AM220MXVAGC/TS	AM240MXVAGC/TS
	Outdoor unit module 2	AM280MXVAGC/TS	AM300MXVAGC/TS	AM300MXVAGC/TS
	Outdoor unit module 3	AM300MXVAGC/TS	AM300MXVAGC/TS	AM300MXVAGC/TS
	Type	DVM S(NEW)	DVM S(NEW)	DVM S(NEW)
Power Supply (Outdoor Unit) [Φ, #, V, Hz]		3,4,380-415,50	3,4,380-415,50	3,4,380-415,50
System Mode		COOLING ONLY	COOLING ONLY	COOLING ONLY
Capacity	HP	80.00	82.00	84.00
	Cooling [kW]	224.20	229.60	235.20
	Cooling [Btu/hr]	765,000	783,400	802,500
	Heating [kW]	-	-	-
	Heating [Btu/hr]	-	-	-
Power Input (Nominal)	Cooling [kW]	69.40	72.34	70.53
	Heating [kW]	-	-	-
Current Input (Nominal)	Cooling [A]	111.30	116.00	113.10
	Heating [A]	-	-	-
	MCA [A]	174.50 (MCA)	174.50 (MCA)	174.50 (MCA)
	MFA [A]	200.00	200.00	200.00
COP	Nominal Cooling 1)	3.23	3.17	3.33
	Nominal Heating 2)	-	-	-
Compressor	Type	Inverter Scroll x6	Inverter Scroll x6	Inverter Scroll x6
	Output [kW x n]	(5.18x2) + (6.76x2) + (7.81x2)	(5.18x2) + (7.81x2)x2	(6.39x2) + (7.81x2)x2
	Model Name	DS-GB052FAVB x 2 + DS-GB070FA-VA x 2 + DS4GJ5080FVA x 2	DS-GB052FAVB x 2 + DS4GJ5080FVA x 4	DS-GB066FAVB x 2 + DS4GJ5080FVA x 4
	Oil Type	PVE	PVE	PVE
	Initial Charge [cc]	7200	7800	7800
Fan	Type	Propeller	Propeller	Propeller
	Output x n [W]	(620.0 x 2) x 3	(620.0 x 2) x 3	(620.0 x 2) x 3
	Air Flow Rate [CMM]	290 + 340 x 2	290 + 340 x 2	320 + 340 x 2
	Air Flow Rate [l/s]	4,833.33 + 5,666.67 x 2	4,833.33 + 5,666.67 x 2	5,333.33 + 5,666.67 x 2
	External Static Pressure (Max) [mmAq]	8.00	8.00	8.00
	External Static Pressure (Max) [Pa]	78.45	78.45	78.45
Piping Connections	Liquid Pipe [Ø, mm]	22.22	22.22	22.22
	Liquid Pipe [Ø, inch]	7/8"	7/8"	7/8"
	Gas Pipe [Ø, mm]	53.98	53.98	53.98
	Gas Pipe [Ø, inch]	2 1/8"	2 1/8"	2 1/8"
	Installation Limitation [Max Length]	200	200	200
Field Wiring	Installation Limitation [Max Height]	110.0	110.0	110.0
	Power Source Wire [mm2]	-	-	-
Refrigerant	Transmission Cable [mm2]	0.75	0.75	0.75
	Type	R410A	R410A	R410A
Sound	Factory Charging [kg]	33.40	33.40	37.50
	Sound Pressure [dB(A)]	73.0	73.0	73.0
External Dimension (Outdoor Unit)	Net Weight [kg]	280.0 + 335.0 + 342.0	280.0 + 342.0 x 2	322.0 + 342.0 x 2
	Shipping Weight [kg]	299.0 + 357.0 + 364.0	299.0 + 364.0 x 2	344.0 + 364.0 x 2
	Net Dimensions (WxHxD) [mm]	1,295 x 1,695 x 765 + (1,295 x 1,795 x 765) x 2	1,295 x 1,695 x 765 + (1,295 x 1,795 x 765) x 2	(1,295 x 1,795 x 765) x 3
Operating Temp. Range	Shipping Dimensions (WxHxD) [mm]	1,363 x 1,887 x 832 + (1,363 x 1,987 x 832) x 2	1,363 x 1,887 x 832 + (1,363 x 1,987 x 832) x 2	(1,363 x 1,987 x 832) x 3
	Cooling [°C]	-5.0 ~ 48.0	-5.0 ~ 48.0	-5.0 ~ 48.0
		-	-	-

*Performances are based on the standard test condition.

*Specification may be subject to change without prior notice.



DVM S COOLING ONLY COMBINATION

Model Name		AM860MXVAGC/TS	AM880MXVAGC/TS	AM900MXVAGC/TS
Features	Outdoor unit module 1	AM260MXVAGC/TS	AM280MXVAGC/TS	AM300MXVAGC/TS
	Outdoor unit module 2	AM300MXVAGC/TS	AM300MXVAGC/TS	AM300MXVAGC/TS
	Outdoor unit module 3	AM300MXVAGC/TS	AM300MXVAGC/TS	AM300MXVAGC/TS
	Type	DVM S(NEW)	DVM S(NEW)	DVM S(NEW)
Power Supply (Outdoor Unit) [Φ, #, V, Hz]		3,4,380-415,50	3,4,380-415,50	3,4,380-415,50
System Mode		COOLING ONLY	COOLING ONLY	COOLING ONLY
Capacity	HP	86.00	88.00	90.00
	Cooling [kW]	240.80	246.60	252.00
	Cooling [Btu/hr]	821,600	841,400	859,900
	Heating [kW]	-	-	-
	Heating [Btu/hr]	-	-	-
Power Input (Nominal)	Cooling [kW]	74.07	76.05	78.99
	Heating [kW]	-	-	-
Current Input (Nominal)	Cooling [A]	118.70	121.90	126.60
	Heating [A]	-	-	-
	MCA [A]	190.00 (MCA)	195.00 (MCA)	195.00 (MCA)
COP	MFA [A]	225.00	225.00	225.00
	Nominal Cooling 1)	3.25	3.24	3.19
	Nominal Heating 2)	-	-	-
Compressor	Type	Inverter Scroll x6	Inverter Scroll x6	Inverter Scroll x6
	Output [kW x n]	(6.39x2) + (7.81x2)x2	(6.76x2) + (7.81x2)x2	(7.81x2)x3
	Model Name	DS-GB066FAVB x 2 + DS4GJ5080FVA x 4	DS-GB070FAVA x 2 + DS4GJ5080FVA x 4	DS4GJ5080FVA x 6
	Oil Type	PVE	PVE	PVE
	Initial Charge [cc]	7800	7800	8400
Fan	Type	Propeller	Propeller	Propeller
	Output x n [W]	(620.0 x 2) x 3	(620.0 x 2) x 3	(620.0 x 2) x 3
	Air Flow Rate [CMM]	320 + 340 x 2	340 x 3	340 x 3
	Air Flow Rate [l/s]	5,333.33 + 5,666.67 x 2	5,666.67 x 3	5,666.67 x 3
	External Static Pressure (Max) [mmAq]	8.00	8.00	8.00
	External Static Pressure (Max) [Pa]	78.45	78.45	78.45
Piping Connections	Liquid Pipe [Ø, mm]	22.22	22.22	22.22
	Liquid Pipe [Ø, inch]	7/8"	7/8"	7/8"
	Gas Pipe [Ø, mm]	53.98	53.98	53.98
	Gas Pipe [Ø, inch]	2 1/8"	2 1/8"	2 1/8"
	Installation Limitation [Max Length]	200	200	200
	Installation Limitation [Max Height]	110.0	110.0	110.0
Field Wiring	Power Source Wire [mm2]	-	-	-
	Transmission Cable [mm2]	0.75	0.75	0.75
Refrigerant	Type	R410A	R410A	R410A
	Factory Charging [kg]	37.50	37.50	37.50
Sound	Sound Pressure [dB(A)]	73.0	74.0	74.0
	Net Weight [kg]	330.0 + 342.0 x 2	335.0 + 342.0 x 2	342.0 x 3
External Dimension (Outdoor Unit)	Shipping Weight [kg]	352.0 + 364.0 x 2	357.0 + 364.0 x 2	364.0 x 3
	Net Dimensions (WxHxD) [mm]	(1,295 x 1,795 x 765) x 3	(1,295 x 1,795 x 765) x 3	(1,295 x 1,795 x 765) x 3
	Shipping Dimensions (WxHxD) [mm]	(1,363 x 1,987 x 832) x 3	(1,363 x 1,987 x 832) x 3	(1,363 x 1,987 x 832) x 3
Operating Temp. Range	Cooling [°C]	-5.0 ~ 48.0	-5.0 ~ 48.0	-5.0 ~ 48.0
	Heating [°C]	-	-	-

*Performances are based on the standard test condition.

*Specification maybe subject to change without prior notice.

DVM S ECO

SPECIFICATION

50Hz
HEAT PUMP



DVM S ECO HEAT PUMP

Model Code		AM040KXMDEH/EU	AM050KXMDEH/EU
Features	Type	DVM S ECO	DVM S ECO
Power Supply (Outdoor Unit) [Φ, #, V, Hz]		1, 2, 220-240, 50	1, 2, 220-240, 50
System	Mode	HEAT PUMP	HEAT PUMP
Capacity	HP	4	5
	Cooling [kW]	12.1	14.0
	Cooling [Btu/hr]	41,200	48,000
	Heating [kW]	12.1	14.0
	Heating [Btu/hr]	41,200	48,000
Maximum number of connectible indoor units [ea]		6	8
Power Input (Nominal)	Cooling [kW]	3.60	4.00
	Heating [kW]	2.90	3.40
Current Input (Nominal)	Cooling [A]	17.5	19.5
	Heating [A]	14.0	16.5
	MCA [A]	24.0	27.0
	MFA [A]	32.0	40.0
Energy Efficiency Ratio	EER (Nominal Cooling) [W/W]	3.36	3.50
	COP (Nominal Heating) [W/W]	4.17	4.12
Compressor	Type	Twin BLDC Rotary	Twin BLDC Rotary
	Output [kW x n]	4.12	4.12
	Model Name	UG5T450FUEJX	UG5T450FUEJX
	Oil Type	PVE	PVE
	Oil Initial Charge [cc]	1,700.0	1,700.0
Fan	Type	Propeller	Propeller
	Output x n [W]	125 x 1	139 x 1
	Air Flow Rate [CMM]	64.00	70.00
	Air Flow Rate [l/s]	1,067.0	1,167.0
	External Static Pressure (Max) [mmAq]	3.00	3.00
	External Static Pressure (Max) [Pa]	29.40	29.40
Piping Connections	Liquid Pipe [Ø, mm]	9.52	9.52
	Liquid Pipe [Ø, inch]	3/8	3/8
	Gas Pipe [Ø, mm]	15.88	15.88
	Gas Pipe [Ø, inch]	5/8	5/8
	Installation Limitation [Max Length]	50	50
	Installation Limitation [Max Height]	30	30
Refrigerant	Type	R410A	R410A
	Factory Charging [kg]	2	2.5
Sound	Sound Pressure [dB(A)]	52	55
External Dimension (Outdoor Unit)	Net Weight [kg]	79	83.5
	Net Dimensions (WxHxD) [mm]	940 x 998 x 330	940 x 998 x 330
Operating Temp. Range	Cooling [°C]	-5.0 ~ 48.0	-5.0 ~ 48.0
	Heating [°C]	-20.0 ~ 24.0	-20.0 ~ 24.0

*Performances are based on the standard test condition.

*Specification maybe subject to change without prior notice.

DVM S ECO

SPECIFICATION

50Hz
HEAT PUMP



DVM S ECO HEAT PUMP

Model Code		AM060FXMDEH/EU	AM060FXMDGH/EU	AM070TXMDEH/EA
Features	Type	DVM S ECO	DVM S ECO	DVM S ECO
Power Supply (Outdoor Unit) [Φ, #, V, Hz]		1, 2, 220-240, 50	3, 4, 380-415, 50	1, 2, 220-240, 60
System	Mode	HEAT PUMP	HEAT PUMP	HEAT PUMP
Capacity	HP	6	6	7
	Cooling [kW]	15.5	15.5	18.10
	Cooling [Btu/hr]	52,900	52,900	61,800
	Heating [kW]	18.0	18.0	20.00
	Heating [Btu/hr]	61,400	61,400	68,200
Maximum number of connectible indoor units [ea]		9	9	11
Power Input (Nominal)	Cooling [kW]	4.31	4.31	5.43
	Heating [kW]	4.39	4.39	4.70
Current Input (Nominal)	Cooling [A]	21.0	7.3	25.50
	Heating [A]	20.2	6.9	22.5
	MCA [A]	32.0	12.0	32.00 (MCA)
	MFA [A]	40.0	20.0	40.00
Energy Efficiency Ratio	EER (Nominal Cooling) [W/W]	3.60	3.60	3.33
	COP (Nominal Heating) [W/W]	4.10	4.10	4.26
Compressor	Type	Twin BLDC Rotary	Twin BLDC Rotary	Twin BLDC Rotary x1
	Output [kW x n]	4.12	4.12	(4.04)
	Model Name	UG5T450FUEJXSG	UG5T450FUFJXSG	UG5TM5520FJX X1
	Oil Type	PVE	PVE	PVE
	Oil Initial Charge [cc]	1,700.0	1,700.0	1700
Fan	Type	Propeller	Propeller	Propeller / BLDC
	Output x n [W]	125 x 2	125 x 2	139.0 X 2
	Air Flow Rate [CMM]	100.00	100.00	150
	Air Flow Rate [l/s]	1,666.7	1,666.7	2,500.00
	External Static Pressure (Max) [mmAq]	3.00	3.00	-
	External Static Pressure (Max) [Pa]	29.40	29.40	-
Piping Connections	Liquid Pipe [Ø, mm]	9.52	9.52	9.52
	Liquid Pipe [Ø, inch]	3/8	3/8	3/8"
	Gas Pipe [Ø, mm]	19.05	19.05	19.05
	Gas Pipe [Ø, inch]	3/4	3/4	3/4"
	Installation Limitation [Max Length]	150	150	100
	Installation Limitation [Max Height]	50	50	30.0
Refrigerant	Type	R410A	R410A	R410A
	Factory Charging [kg]	3.3	3.3	3.70
Sound	Sound Pressure [dB(A)]	53	53	59.0
External Dimension (Outdoor Unit)	Net Weight [kg]	103	103	115.0
	Net Dimensions (WxHxD) [mm]	940 x 1,210 x 330	940 x 1,210 x 330	940 X 1,420 X 330
Operating Temp. Range	Cooling [°C]	-5.0 ~ 48.0	-5.0 ~ 48.0	-5.0 ~ 48.0
	Heating [°C]	-20.0 ~ 26	-20.0 ~ 26	-20.0 ~ 24.0

*Performances are based on the standard test condition.

*Specification maybe subject to change without prior notice.

DVM S ECO

SPECIFICATION

50Hz
HEAT PUMP



DVM S ECO HEAT PUMP

Model Code		AM080MXMDGH/EU	AM100KXMDGH/EU
Features	Type	DVM S ECO	DVM S ECO
Power Supply (Outdoor Unit) [Φ, #, V, Hz]		3,4,380-415,50	3,4,380-415,50
System	Mode	HEAT PUMP	HEAT PUMP
Capacity	HP	8	10
	Cooling [kW]	22.4	28.0
	Cooling [Btu/hr]	76,400	95,500
	Heating [kW]	22.4	31.5
	Heating [Btu/hr]	76,400	107,500
Maximum number of connectible indoor units [ea]		13	18
Power Input (Nominal)	Cooling [kW]	6.9	7.29
	Heating [kW]	5.8	6.74
Current Input (Nominal)	Cooling [A]	11.7	11.51
	Heating [A]	9.5	10.58
	MCA [A]	18.4	21.5
	MFA [A]	25	30.0
Energy Efficiency Ratio	EER (Nominal Cooling) [W/W]	3.25	3.84
	COP (Nominal Heating) [W/W]	3.86	4.67
Compressor	Type	Twin BLDC Rotary	Inverter Scroll
	Output [kW x n]	4.92	5.18
	Model Name	UG5T520FUBJX	DS-GB052FAVB
	Oil Type	PVE	PVE
	Oil Initial Charge [cc]	1,700	2,300.0
Fan	Type	Propeller	Propeller
	Output x n [W]	139 0 x 2	244 x 2
	Air Flow Rate [CMM]	135	165.00
	Air Flow Rate [l/s]	2,250	2,750.0
	External Static Pressure (Max) [mmAq]	3.00	3.00
	External Static Pressure (Max) [Pa]	29.4	29.40
Piping Connections	Liquid Pipe [Ø, mm]	9.52	9.52
	Liquid Pipe [Ø, inch]	3/8	3/8
	Gas Pipe [Ø, mm]	19.05	22.22
	Gas Pipe [Ø, inch]	3/4	7/8
	Installation Limitation [Max Length]	100	160
	Installation Limitation [Max Height]	30	50
Refrigerant	Type	R410A	R410A
	Factory Charging [kg]	3.7	3.7
Sound	Sound Pressure [dB(A)]	59	58
External Dimension (Outdoor Unit)	Net Weight [kg]	115	145
	Net Dimensions (WxHxD) [mm]	940 x 1,420 x 330	940 x 1,630 x 460
Operating Temp. Range	Cooling [°C]	-5.0 ~ 48.0	-5.0 ~ 52
	Heating [°C]	-20.0 ~ 24.0	-25~24

*Performances are based on the standard test condition.

*Specification maybe subject to change without prior notice.



DVM S ECO HEAT PUMP

Model Code		AM120KXMDGH/EU	AM140KXMDGH/EU
Features	Type	DVM S ECO	DVM S ECO
Power Supply (Outdoor Unit) [Φ, #, V, Hz]		3,4,380-415,50	3,4,380-415,50
System	Mode	HEAT PUMP	HEAT PUMP
Capacity	HP	12	14
	Cooling [kW]	33.5	40.0
	Cooling [Btu/hr]	114,300	136,500
	Heating [kW]	37.5	45.0
	Heating [Btu/hr]	128,000	153,500
Maximum number of connectible indoor units [ea]		21	26
Power Input (Nominal)	Cooling [kW]	8.77	10.59
	Heating [kW]	7.81	9.88
Current Input (Nominal)	Cooling [A]	13.74	16.48
	Heating [A]	12.23	15.55
	MCA [A]	23.5	32.0
	MFA [A]	30.0	40.0
Energy Efficiency Ratio	EER (Nominal Cooling) [W/W]	3.82	3.78
	COP (Nominal Heating) [W/W]	4.79	4.55
Compressor	Type	Inverter Scroll	Inverter Scroll
	Output [kW x n]	6.39	6.76
	Model Name	DS-GB066FAVB	DS-GB070FAVA
	Oil Type	PVE	PVE
	Oil Initial Charge [cc]	2,300.0	2,300.0
Fan	Type	Propeller	Propeller
	Output x n [W]	244 x 2	244 x 2
	Air Flow Rate [CMM]	166.00	180.00
	Air Flow Rate [L/s]	2,766.7	3,000.0
	External Static Pressure (Max) [mmAq]	3.00	3.00
	External Static Pressure (Max) [Pa]	29.40	29.40
Piping Connections	Liquid Pipe [Ø, mm]	12.7	12.7
	Liquid Pipe [Ø, inch]	1/2	1/2
	Gas Pipe [Ø, mm]	28.58	28.58
	Gas Pipe [Ø, inch]	1 1/8	1 1/8
	Installation Limitation [Max Length]	160	160
	Installation Limitation [Max Height]	50	50
Refrigerant	Type	R410A	R410A
	Factory Charging [kg]	4.3	4.8
Sound	Sound Pressure [dB(A)]	59	62
External Dimension (Outdoor Unit)	Net Weight [kg]	155	162
	Net Dimensions (WxHxD) [mm]	940 x 1,630 x 460	940 x 1,630 x 460
Operating Temp. Range	Cooling [°C]	-5.0 ~ 52	-5.0 ~ 52
	Heating [°C]	-25~24	-25~24

*Performances are based on the standard test condition.

*Specification maybe subject to change without prior notice.

DVM S ECO

SPECIFICATION

50/60 Hz
COOLING ONLY



DVM S ECO COOLING ONLY PREMIUM

Model code		AM040TXMNKC/EA	AM050TXMNKC/EA	AM060TXMDKC/EA
Features	Type	DVM S Eco Premium	DVM S Eco Premium	DVM S Eco Premium
Power Supply (Φ, #, V, Hz)		1,2,220-240,50/60	1,2,220-240,50/60	1,2,220-240,50/60
System	Model	COOLING ONLY	COOLING ONLY	COOLING ONLY
Capacity	HP	4.00	5.00	6.00
	Cooling (kW)	12.10	14.00	16.00
	Cooling (Btu/h)	41,300	47,800	54,600
	Heating (kW)	-	-	-
	Heating (Btu/h)	-	-	-
Power Input (Nominal)	Cooling (kW)	3.60	4.00	4.2
	Heating (kW)	-	-	-
Current Input (Nominal)	Cooling (A)	17.50	19.50	20.2
	Heating (A)	-	-	-
	MCA (A)	24.00 (MCA)	24.00 (MCA)	32
	MFA (A)	32.00	32.00	40
Energy Efficiency Ratio	EER ((Nominal Cooling) (W/W)	3.36	3.50	3.81
	EER ((Nominal Cheating) (W/W)	-	-	-
Compressor	Type	Twin BLDC Rotary x 1	Twin BLDC Rotary x 1	Inverter Rotary
	Output kW × n	(4.12)	(4.12)	(4.04)
	Model Name	UG5T450FUEJX x 1	UG5T450FUEJX x 1	UG5TK5450FJX
	OilType	POE	POE	PVE
	Oil Initial Charge (cc)	1700	1700	1700
Fan	Type	Propeller / BLDC	Propeller / BLDC	Propeller
	Motor Output x n (W)	125.0 x 1	125.0 x 1	125 x 2
	Air Flow Rate H/M/L (CMM)	64	64	100
	Air Flow Rate H/M/L (l/s)	1,066.67	1,066.67	1667
Piping Connections	Liquid Pipe (Φ,mm)	9.52	9.52	9.52
	Liquid Pipe (Φ, inch)	3/8"	3/8"	3/8"
	Gas Pipe (Φ,mm)	15.88	15.88	19.05
	Gas Pipe (Φ, inch)	5/8"	5/8"	3/4"
	Installation Limitation Max. Length (m)	70	70	150
	Installation Limitation Max. Height (m)	30.0	30.0	50
Refrigerant	Type	R410A	R410A	R410A
	Factory Charging (kg)	2.00	2.00	2.8
Sound	Sound Pressure dB(A)	52.0	55.0	53
External Dimension	Net Weight (kg)	76.0	76.0	97
	Shipping Weight	79.0	79.0	107
	Net Dimensions (WxHxD) (mm)	940 x 998 x 330	940 x 998 x 330	940 x 1210 x 330
	Shipping Dimensions (WxHxD)	995 x 1,136 x 426	995 x 1,136 x 426	995 x 1388 x 426
Operating Temp. Range	Cooling (°C)	-5.0 ~ 52.0	-5.0 ~ 52.0	-5.0 ~ 48.0
	Heating (°C)	-	-	-

*Performances are based on the standard test condition.

*Specification maybe subject to change without prior notice.

DVM S ECO

SPECIFICATION

50/60 Hz
COOLING ONLY

INTRODUCTION

DVMS OUTDOOR UNITS

DVM S INDOOR UNITS

CONTROL SYSTEM



DVM S ECO COOLING ONLY PREMIUM

Model code		AM080TXMNNC/EA	AM100TXMDNC/EA
Features	Type	DVM S Eco Premium	DVM S Eco Premium
Power Supply (Φ, #, V, Hz)		3,4,380-415,50/60	3,4,380-415,50/60
System	Model	COOLING ONLY	COOLING ONLY
Capacity	HP	8.00	10.00
	Cooling (kW)	22.40	29.00
	Cooling (Btu/h)	76,400	99,000
	Heating (kW)	-	-
	Heating (Btu/h)	-	-
Power Input (Nominal)	Cooling (kW)	6.90	7.30
	Heating (kW)	-	-
Current Input (Nominal)	Cooling (A)	11.70	11.70
	Heating (A)	-	-
	MCA (A)	18.40 (MCA)	21.50 (MCA)
	MFA (A)	25.00	30.00
Energy Efficiency Ratio	EER ((Nominal Cooling) (W/W)	3.25	3.97
	EER ((Nominal Cheating) (W/W)	-	-
Compressor	Type	Rotary x 1	SSC Scroll x 1
	Output kW × n	-	(5.18)
	Model Name	UG5T520FUBJXS2 x 1	DS-GB052FAVB x 1
	Oil Type	PVE	PVE
	Oil Initial Charge (cc)	-	1100
Fan	Type	Propeller / BLDC	Propeller / BLDC
	Motor Output x n (W)	139.0 x 2	244.0 x 2
	Air Flow Rate H/M/L (CMM)	135	190
	Air Flow Rate H/M/L (l/s)	2,250.00	3,166.67
Piping Connections	Liquid Pipe (Φ,mm)	9.52	9.52
	Liquid Pipe (Φ, inch)	3/8"	3/8"
	Gas Pipe (Φ,mm)	19.05	22.22
	Gas Pipe (Φ, inch)	3/4"	7/8"
	Installation Limitation Max. Length (m)	100	160
	Installation Limitation Max. Height (m)	30.0	50.0
Refrigerant	Type	R410A	R410A
	Factory Charging (kg)	3.70	3.70
Sound	Sound Pressure dB(A)	59.0	58.0
External Dimension	Net Weight (kg)	115.0	143.0
	Shipping Weight	125.0	156.0
	Net Dimensions (WxHxD) (mm)	940 x 1,420 x 330	940 x 1,630 x 460
	Shipping Dimensions (WxHxD)	995 x 1,578 x 426	1,020 x 1,820 x 575
Operating Temp. Range	Cooling (°C)	-5.0 ~ 48.0	-5.0 ~ 48.0
	Heating (°C)	-	-

*Performances are based on the standard test condition.

*Specification maybe subject to change without prior notice.

DVM S ECO

SPECIFICATION

50/60 Hz
COOLING ONLY



DVM S ECO COOLING ONLY PREMIUM

Model code		AM120TXMDNC/EA	AM140TXMDNC/EA
Features	Type	DVM S Eco Premium	DVM S Eco Premium
Power Supply (Φ, #, V, Hz)		3,4,380-415,50/60	3,4,380-415,50/60
System	Model	COOLING ONLY	COOLING ONLY
Capacity	HP	12.00	14.00
	Cooling (kW)	33.60	40.00
	Cooling (Btu/h)	114,600	136,500
	Heating (kW)	-	-
	Heating (Btu/h)	-	-
Power Input (Nominal)	Cooling (kW)	8.77	10.59
	Heating (kW)	-	-
Current Input (Nominal)	Cooling (A)	13.74	16.48
	Heating (A)	-	-
	MCA (A)	23.50 (MCA)	32.00 (MCA)
	MFA (A)	30.00	40.00
Energy Efficiency Ratio	EER ((Nominal Cooling) (W/W)	3.83	3.78
	EER ((Nominal Cheating) (W/W)	-	-
Compressor	Type	SSC Scroll x 1	SSC Scroll x 1
	Output kW × n	(6.39)	(6.76)
	Model Name	DS-GB066FAVB x 1	DS-GB070FAVA x 1
	OilType	PVE	PVE
	Oil Initial Charge (cc)	1100	1100
Fan	Type	Propeller / BLDC	Propeller / BLDC
	Motor Output x n (W)	244.0 x 2	244.0 x 2
	Air Flow Rate H/M/L (CMM)	201	201
	Air Flow Rate H/M/L (l/s)	3,350.00	3,350.00
Piping Connections	Liquid Pipe (Φ,mm)	12.70	12.70
	Liquid Pipe (Φ, inch)	1/2"	1/2"
	Gas Pipe (Φ,mm)	28.58	28.58
	Gas Pipe (Φ, inch)	1 1/8"	1 1/8"
	Installation Limitation Max. Length (m)	160	160
	Installation Limitation Max. Height (m)	50.0	50.0
Refrigerant	Type	R410A	R410A
	Factory Charging (kg)	4.30	4.80
Sound	Sound Pressure dB(A)	61.0	62.0
External Dimension	Net Weight (kg)	153.0	160.0
	Shipping Weight	166.0	173.0
	Net Dimensions (WxHxD) (mm)	940 x 1,630 x 460	940 x 1,630 x 460
	Shipping Dimensions (WxHxD)	1,020 x 1,820 x 575	1,020 x 1,820 x 575
Operating Temp. Range	Cooling (°C)	-5.0 ~ 48.0	-5.0 ~ 48.0
	Heating (°C)	-	-

*Performances are based on the standard test condition.

*Specification maybe subject to change without prior notice.

DVM S ECO

SPECIFICATION

50/60 Hz
COOLING ONLY

INTRODUCTION

DVMS OUTDOOR UNITS

DVM S INDOOR UNITS

CONTROL SYSTEM



DVM S ECO STANDARD

Model code		AM040TXMNEC/EA	AM050TXMNEC/EA	AM060TXMNKC/EA
Features	Type	DVM S Eco Standard	DVM S Eco Standard	DVM S Eco Standard
Power Supply (Φ, #, V, Hz)		1, 2, 220-240, 50	1, 2, 220-240, 50	1,2,220-240,50/60
System	Model	COOLING ONLY	COOLING ONLY	COOLING ONLY
Capacity	HP	4.00	5.00	6.00
	Cooling (kW)	11.2	14.0	15.5
	Cooling (Btu/h)	38,200	47,800	52,900
	Heating (kW)	-	-	-
	Heating (Btu/h)	-	-	-
Power Input (Nominal)	Cooling (kW)	3	4	4.65
	Heating (kW)	-	-	-
Current Input (Nominal)	Cooling (A)	15.2	20.2	23.10
	Heating (A)	-	-	-
	MCA (A)	24.0	24.0	30.0
	MFA (A)	32.00	32.00	40.00
Energy Efficiency Ratio	EER ((Nominal Cooling) (W/W)	3.73	3.5	3.33
	EER ((Nominal Cheating) (W/W)	-	-	-
Compressor	Type	Inverter Rotary	Inverter Rotary	Twin BLDC Rotary x 1
	Output kW × n	(4.04)	(4.04)	(4.12)
	Model Name	UG5TK5450FJXS1	UG5TK5450FJXS1	UG5T450FUEJX x 1
	OilType	PVE	PVE	POE
	Oil Initial Charge (cc)	1700	1700	1700
Fan	Type	Propeller	Propeller	Propeller / BLDC
	Motor Output x n (W)	125.0 x 1	139 x 1	139 x 1
	Air Flow Rate H/M/L (CMM)	64	70	75
	Air Flow Rate H/M/L (l/s)	1067	1167	1250
Piping Connections	Liquid Pipe (Φ,mm)	9.52	9.52	9.52
	Liquid Pipe (Φ, inch)	3/8"	3/8"	3/8"
	Gas Pipe (Φ,mm)	15.88	15.88	19.05
	Gas Pipe (Φ, inch)	5/8"	5/8"	3/4"
	Installation Limitation Max. Length (m)	30	30	50
	Installation Limitation Max. Height (m)	15.0	15.0	30.0
Refrigerant	Type	R410A	R410A	R410A
	Factory Charging (kg)	2.00	2.5	2.5
Sound	Sound Pressure dB(A)	55.0	55.0	55.0
External Dimension	Net Weight (kg)	79.0	83.5	84.0
	Shipping Weight	84.5	89	89.5
	Net Dimensions (WxHxD) (mm)	940 x 998 x 330	940 x 998 x 330	940 x 998 x 330
	Shipping Dimensions (WxHxD)	995 x 1096 x 426	995 x 1096 x 426	995 x 1096 x 426
Operating Temp. Range	Cooling (°C)	-5.0 ~ 48.0	-5.0 ~ 48.0	-5.0 ~ 48.0
	Heating (°C)	-	-	-



*Performances are based on the standard test condition.

*Specification may be subject to change without prior notice.

DVMS

COMBINATION TABLE

HEAT RECOVERY COMBINATION

System model										
<div>Single</div> <div>Module</div>		No. Of Modules	Capacity of Single Unit (HP)							
			8HP	10HP	12HP	14HP	16HP	18HP	20HP	22HP
8HP	AM080FXVAGR/EU	1	1							
10HP	AM100FXVAGR/EU	1		1						
12HP	AM120FXVAGR/EU	1			1					
14HP	AM140FXVAGR/EU	1				1				
16HP	AM160FXVAGR/EU	1					1			
18HP	AM180FXVAGR/EU	1						1		
20HP	AM200FXVAGR/EU	1							1	
22HP	AM220FXVAGR/EU	1								1
24HP	AM240FXVAGR/EU	2			2					
26HP	AM260FXVAGR/EU	2			1	1				
28HP	AM280FXVAGR/EU	2			1		1			
30HP	AM300FXVAGR/EU	2			1			1		
32HP	AM320FXVAGR/EU	2			1				1	
34HP	AM340FXVAGR/EU	2			1					1
36HP	AM360FXVAGR/EU	2				1				1
38HP	AM380FXVAGR/EU	2					1			1
40HP	AM400FXVAGR/EU	2							2	
42HP	AM420FXVAGR/EU	2							1	1
44HP	AM440FXVAGR/EU	2								2
46HP	AM460FXVAGR/EU	3			2					1
48HP	AM480FXVAGR/EU	3			1	1				1
50HP	AM500FXVAGR/EU	3			1		1			1
52HP	AM520FXVAGR/EU	3			1			1		1
54HP	AM540FXVAGR/EU	3			1				1	1
56HP	AM560FXVAGR/EU	3			1					2
58HP	AM580FXVAGR/EU	3				1				2
60HP	AM600FXVAGR/EU	3					1			2
62HP	AM620FXVAGR/EU	3							2	1
64HP	AM640FXVAGR/EU	3							1	2
66HP	AM660FXVAGR/EU	3								3
68HP	AM680FXVAGR/EU	4			2					2
70HP	AM700FXVAGR/EU	4			1	1				2
72HP	AM720FXVAGR/EU	4			1		1			2
74HP	AM740FXVAGR/EU	4			1			1		2
76HP	AM760FXVAGR/EU	4			1				1	2
78HP	AM780FXVAGR/EU	4			1					3
80HP	AM800FXVAGR/EU	4				1				3

*Performances are based on the standard test condition.

*Specification maybe subject to change without prior notice.

DVM S HR

SPECIFICATION

50Hz
HEAT RECOVERY

INTRODUCTION

DVMS OUTDOOR UNITS

DVMS INDOOR UNITS

CONTROL SYSTEM



DVM S HEAT RECOVERY

Model Code		AM080FXVAGR/EU	AM100FXVAGR/EU	AM120FXVAGR/EU
Features	Type	DVM S HR	DVM S HR	DVM S HR
Power Supply (Outdoor Unit) [Φ, #, V, Hz]		3,4,380-415,50	3,4,380-415,50	3,4,380-415,50
System	Mode	HEAT RECOVERY	HEAT RECOVERY	HEAT RECOVERY
Capacity	HP	8	10	12
	Cooling [kW]	22.4	28	33.6
	Heating [kW]	25.2	31.5	37.8
Maximum number of connectable indoor units [EA]		14	18	21
Total capacity of the connected Indoor Units (minimum) [kW]		11.2	14	16.8
Total capacity of the connected Indoor Units (maximum) [kW]		29.1	36.4	43.7
Power Input (Nominal)	Cooling [kW]	5.0	6.8	8.4
	Heating [kW]	5.1	6.7	8.7
Current Input (Nominal)	Cooling [A]	8.0	10.9	13.5
	Heating [A]	8.2	10.7	14
	Minimum Ssc [MVA]	3.3	4.5	5.3
	MCA [A]	18.0	21.1	25.0
	MFA [A]	25.0	32.0	32.0
Energy Efficiency Ratio	EER (Nominal Cooling) [W/W]	4.48	4.12	4.00
	COP (Nominal Heating) [W/W]	4.94	4.70	4.34
	ESEER [W/W]	7.85	7.25	7.03
Heat Exchanger	Type	Fin & Tube	Fin & Tube	Fin & Tube
	Material Fin	Al	Al	Al
	Material Tube	Cu	Cu	Cu
	Fin Treatment	Anti-corrosion	Anti-corrosion	Anti-corrosion
Compressor	Output [kW x n]	4.96x1	6.39 x 1	6.39 x 1
	Model Name	DS-GB052FAV* x 1	DS-GB066FAV* x 1	DS-GB066FAV* x 1
	Oil Type	PVE	PVE	PVE
	Oil Initial Charge [cc]	1,100 x 1	1,100 x 1	1,100 x 1
Fan	Type	Propeller	Propeller	Propeller
	Discharge direction	Top	Top	Top
	Air Flow Rate [m³/min]	170	170	220
	Air Flow Rate [l/s]	2833.33	2833.33	3666.67
	External Static Pressure (Max) [mmAq]	8.00	8.00	8.00
	External Static Pressure (Max) [Pa]	78.45	78.45	78.45
Fan Motor	Type	BLDC Motor	BLDC Motor	BLDC Motor
	Output [W x n]	830 x 1	830 x 1	830 x 1
Piping Connections	Liquid Pipe [Type]	Braze connection	Braze connection	Braze connection
	Liquid Pipe [Ø, mm inch]	9.52 (3/8)	9.52 (3/8)	12.70 (1/2)
	Gas Pipe [Type]	Braze connection	Braze connection	Braze connection
	Gas Pipe [Ø, mm inch]	19.05 (3/4)	22.22 (7/8)	28.58 (1-1/8)
	High pressure Gas Pipe (HR Only) [Type]	Braze connection	Braze connection	Braze connection
	High pressure Gas Pipe (HR Only) [Ø, mm inch]	15.88 (5/8)	19.05 (3/4)	19.05 (3/4)
Refrigerant	Type	R410A	R410A	R410A
	Factory Charging [kg]	5.5	5.2	5.5
Sound	Pressure (Cooling) [dB(A)]	57	58	62
	Pressure (Heating) [dB(A)]	59	60	64
External Dimension (Outdoor Unit)	Net Weight [kg]	189.5	189.5	189.5
	Net Dimensions (WxHxD) [mm]	880 x 1,695 x 765	880 x 1,695 x 765	880 x 1,695 x 765
Operating Temp. Range	Cooling [°C]	-15~48	-15~48	-15~48
	Heating [°C]	-25~24	-25~24	-25~24

*Performances are based on the standard test condition.

*Specification maybe subject to change without prior notice.

DVM S HR

SPECIFICATION

50Hz
HEAT RECOVERY



DVM S HEAT RECOVERY

Model Code		AM140FXVAGR/EU	AM160FXVAGR/EU	AM180FXVAGR/EU
Features	Type	DVM S HR	DVM S HR	DVM S HR
Power Supply (Outdoor Unit) [Φ, #, V, Hz]		3,4,380-415,50	3,4,380-415,50	3,4,380-415,50
System	Mode	HEAT RECOVERY	HEAT RECOVERY	HEAT RECOVERY
Capacity	HP	14	16	18
	Cooling [kW]	40	45	50.4
	Heating [kW]	45	50.4	56.7
Maximum number of connectable indoor units [EA]		26	29	32
Total capacity of the connected Indoor Units (minimum) [kW]		20	22.5	25.2
Total capacity of the connected Indoor Units (maximum) [kW]		52	58.5	65.5
Power Input (Nominal)	Cooling [kW]	8.9	11.0	12.88
	Heating [kW]	9.5	11.5	11.9
Current Input (Nominal)	Cooling [A]	14.3	17.6	20.7
	Heating [A]	15.2	18.4	19.1
	Minimum Ssc [MVA]	5.3	6.8	7.6
	MCA [A]	25.0	32.0	39.1
	MFA [A]	32.0	40.0	50.0
Energy Efficiency Ratio	EER (Nominal Cooling) [W/W]	4.49	4.09	3.91
	COP (Nominal Heating) [W/W]	4.74	4.38	4.76
	ESEER [W/W]	7.02	6.78	6.59
Heat Exchanger	Type	Fin & Tube	Fin & Tube	Fin & Tube
	Material Fin	Al	Al	Al
	Material Tube	Cu	Cu	Cu
	Fin Treatment	Anti-corrosion	Anti-Corrosion	Anti-Corrosion
Compressor	Output [kW x n]	6.39 x 1	4.96 x 2	6.39 x 2
	Model Name	DS-GB066FAV* x 1	DS-GB052FAV* x 2	DS-GB066FAV* x 2
	Oil Type	PVE	PVE	PVE
	Oil Initial Charge [cc]	1,100 x 1	1,100 x 2	1,100 x 2
Fan	Type	Propeller	Propeller	Propeller
	Discharge direction	Top	Top	Top
	Air Flow Rate [m³/min]	255	255	290
	Air Flow Rate [l/s]	4250	4250	4833
	External Static Pressure (Max) [mmAq]	8.00	8.00	8.00
	External Static Pressure (Max) [Pa]	78.45	78.45	78.45
Fan Motor	Type	BLDC Motor	BLDC Motor	BLDC Motor
	Output [W x n]	620 x 2	620 x 2	620 x 2
Piping Connections	Liquid Pipe [Type]	Braze connection	Braze connection	Braze connection
	Liquid Pipe [Ø, mm inch]	12.70 (1/2)	12.70 (1/2)	15.88 (5/8)
	Gas Pipe [Type]	Braze connection	Braze connection	Braze connection
	Gas Pipe [Ø, mm inch]	28.58 (1-1/8)	28.58 (1-1/8)	28.58 (1-1/8)
	High pressure Gas Pipe (HR Only) [Type]	Braze connection	Braze connection	Braze connection
	High pressure Gas Pipe (HR Only) [Ø, mm inch]	22.22 (7/8)	22.22 (7/8)	22.22 (7/8)
Refrigerant	Type	R410A	R410A	R410A
	Factory Charging [kg]	7.7	7.4	8.7
Sound	Pressure (Cooling) [dB(A)]	61	63	64
	Pressure (Heating) [dB(A)]	63	65	66
External Dimension (Outdoor Unit)	Net Weight [kg]	241	284	306
	Net Dimensions (WxHxD) [mm]	1,295 x 1,695 x 765	1,295 x 1,695 x 765	1,295 x 1,695 x 765
Operating Temp. Range	Cooling [°C]	-15.0 ~ 48.0	-15.0 ~ 48.0	-15.0 ~ 48.0
	Heating [°C]	-25.0 ~ 24.0	-25.0 ~ 24.0	-25.0 ~ 24.0

*Performances are based on the standard test condition.

*Specification maybe subject to change without prior notice.

DVM S HR

SPECIFICATION

50Hz
HEAT RECOVERY

INTRODUCTION

DVMS OUTDOOR UNITS

DVM S INDOOR UNITS

CONTROL SYSTEM



DVM S HEAT RECOVERY

Model Code		AM200FXVAGR/EU	AM220FXVAGR/EU
Features	Type	DVM S HR	DVM S HR
Power Supply (Outdoor Unit) [Φ, #, V, Hz]		3,4,380-415,50	3,4,380-415,50
System	Mode	HEAT RECOVERY	HEAT RECOVERY
Capacity	HP	20	22
	Cooling [kW]	56	61.6
	Heating [kW]	63	69.3
Maximum number of connectable indoor units [EA]		36	40
Total capacity of the connected Indoor Units (minimum) [kW]		28	30.8
Total capacity of the connected Indoor Units (maximum) [kW]		72.8	80.1
Power Input (Nominal)	Cooling [kW]	15.19	17.35
	Heating [kW]	13.9	16.7
Current Input (Nominal)	Cooling [A]	24.4	27.8
	Heating [A]	22.3	26.8
	Minimum Ssc [MVA]	8.1	8.6
	MCA [A]	42.5	44.5
	MFA [A]	63.0	63.0
Energy Efficiency Ratio	EER (Nominal Cooling) [W/W]	3.69	3.55
	COP (Nominal Heating) [W/W]	4.53	4.15
	ESEER [W/W]	6.56	6.25
Heat Exchanger	Type	Fin & Tube	Fin & Tube
	Material Fin	Al	Al
	Material Tube	Cu	Cu
	Fin Treatment	Anti-Corrosion	Anti-corrosion
Compressor	Output [kW x n]	6.39 x 2	6.39 x 2
	Model Name	DS-GB066FAV* x 2	DS-GB066FAV* x 2
	Oil Type	PVE	PVE
	Oil Initial Charge [cc]	1,100 x 2	1,100 x 2
Fan	Type	Propeller	Propeller
	Discharge direction	Top	Top
	Air Flow Rate [m³/min]	290	290
	Air Flow Rate [l/s]	4833.33	4833.33
	External Static Pressure (Max) [mmAq]	8.00	8.00
	External Static Pressure (Max) [Pa]	78.45	78.45
Fan Motor	Type	BLDC Motor	BLDC Motor
	Output [W x n]	620 x 2	620 x 2
Piping Connections	Liquid Pipe [Type]	Braze connection	Braze connection
	Liquid Pipe [Ø, mm inch]	15 88 (5/8)	15.88 (5/8)
	Gas Pipe [Type]	Braze connection	Braze connection
	Gas Pipe [Ø, mm inch]	28 58 1/8	28 58 (1-1/8)
	High pressure Gas Pipe (HR Only) [Type]	Braze connection	Braze connection
	High pressure Gas Pipe (HR Only) [Ø, mm inch]	28.58 (1-1/8)	28.58 (1-1/8)
Refrigerant	Type	R410A	R410A
	Factory Charging [kg]	8.4	8.4
Sound	Pressure (Cooling) [dB(A)]	65	65
	Pressure (Heating) [dB(A)]	67	68
External Dimension (Outdoor Unit)	Net Weight [kg]	306	306
	Net Dimensions (WxHxD) [mm]	1,295 x 1,695 x 765	1,295 x 1,695 x 765
Operating Temp. Range	Cooling [°C]	-15 ~ 48	-15 ~ 48
	Heating [°C]	-25 ~ 24	-25 ~ 24


*Performances are based on the standard test condition.

*Specification maybe subject to change without prior notice.

DVM S WATER

COMBINATION TABLE


HIGH EER COMBINATION

System model						
Module	Single	No. Of Module	Capacity (HP)			
			8	10	12	20
8HP	AM080FXWANR/EU	1	1			
10HP	AM100FXWANR/EU	1		1		
12HP	AM120FXWANR/EU	1			1	
16HP	AM160FXWANR2EU	2	2			
18HP	AM180FXWANR2EU	2	1	1		
20HP	AM200FXWANR/EU	1				1
22HP	AM220FXWANR2EU	2		1	1	
24HP	AM240FXWANR2EU	2			2	
26HP	AM260FXWANR2EU	3	2	1		
28HP	AM280FXWANR2EU	2	1			1
30HP	AM300FXWANR2EU	2		1		1
32HP	AM320FXWANR2EU	2			1	1
34HP	AM340FXWANR2EU	3		1	2	
36HP	AM360FXWANR2EU	3	2			1
38HP	AM380FXWANR2EU	3	1	1		1
40HP	AM400FXWANR2EU	2				2
42HP	AM420FXWANR2EU	3		1	1	1
44HP	AM440FXWANR2EU	3			2	1
48HP	AM480FXWANR2EU	3	1			2
50HP	AM500FXWANR2EU	3		1		2
52HP	AM520FXWANR2EU	3			1	2
60HP	AM600FXWANR2EU	3				3

*Performances are based on the standard test condition.

*Specification maybe subject to change without prior notice.

SPACE SAVING COMBINATION

System model							
Module	Single	No. Of Module	Capacity (HP)				
			8	10	12	20	30
30	AM300KXWANR1EU	1					1
38	AM380KXWANR1EU	2	1				1
40	AM400KXWANR1EU	2		1			1
42	AM420KXWANR1EU	2			1		1
46	AM460KXWANR1EU	3	2				1
48	AM480KXWANR1EU	3	1	1			1
50	AM500KXWANR1EU	2				1	1
52	AM520KXWANR1EU	3		1	1		1
54	AM540KXWANR1EU	3			2		1
58	AM580KXWANR1EU	3	1			1	1
60	AM600KXWANR1EU	2					2
62	AM620KXWANR1EU	3			1	1	1
68	AM680KXWANR1EU	3	1				2
70	AM700KXWANR1EU	3		1			2
80	AM800KXWANR1EU	3				1	2
90	AM900KXWANR1EU	3					3

*Performances are based on the standard test condition.

*Specification maybe subject to change without prior notice.

DVM S WATER

SPECIFICATION

50Hz / 60Hz
HEAT PUMP



DVM S WATER

Model Code		AM080FXWANR/EU	AM100FXWANR/EU
Features	Type	DVM S Water	DVM S Water
Power Supply (Outdoor Unit) [Φ, #, V, Hz]		3,4,380-415,50/60	3,4,380-415,50/60
System	Mode	HEAT RECOVERY	HEAT RECOVERY
Capacity	HP	8.00	10.00
	Ton	6.37	7.96
	Cooling [kW]	22.40	28.00
	Cooling [Btu/hr]	76,400	95,500
	Heating [kW]	25.20	31.50
	Heating [Btu/hr]	86,000	107,500
Power Input (Nominal)	Cooling [kW]	3.84	5.05
	Heating [kW]	4.12	5.25
Current Input (Nominal)	Cooling [A]	6.20	8.10
	Heating [A]	6.60	8.40
	MCA [A]	16.1	16.1
	MFA [A]	20.00	20.00
COP	Nominal Cooling 1)	5.83	5.54
	Nominal Heating 2)	6.12	6.00
Compressor	Type	Inverter Scroll	Inverter Scroll
	Output [kW x n]	4.96	4.96
	Model Name	DS-GB052FAVB x 1	DS-GB052FAVB x 1
	Oil Type	PVE	PVE
	Oil Initial Charge [cc]	1100	1100
Condenser	Type	PHE (Plate heat exchange)	PHE (Plate heat exchange)
	Pipe Size [Φ, inch]	32.0	32.0
	Lost Head [kPa (ftAq)]	22.0	30.0
	Water Flow Rate [LPM (GPM)]	80.0	96.0
	Max Pressure [Mpa (psi)]	1.96	1.96
Piping Connections	Liquid Pipe [Ø, mm]	9.52	9.52
	Liquid Pipe [Ø, inch]	3/8"	3/8"
	Gas Pipe [Ø, mm]	19.05	22.22
	Gas Pipe [Ø, inch]	3/4"	7/8"
	Discharge Gas Pipe [Ø, mm]	15.88	19.05
	Discharge Gas Pipe [Ø, inch]	5/8"	3/4"
	Installation Limitation [Max Length]	170	170
	Installation Limitation [Max Height]	50.0	50.0
Refrigerant	Type	R410A	R410A
	Factory Charging [kg]	5.5	5.5
Sound	Sound Pressure [dB(A)]	48/51	48/51
External Dimension	Net Weight [kg]	160.0	160.0
	Net Dimensions (WxHxD) [mm]	770 x 1,000 x 545	770 x 1,000 x 545
Operating Temp. Range	Cooling [°C]	10.0 ~ 45.0	10.0 ~ 45.0
	Heating [°C]	10.0 ~ 45.0	10.0 ~ 45.0

*Performances are based on the standard test condition.

*Specification maybe subject to change without prior notice.

DVM S WATER

SPECIFICATION

50Hz / 60Hz
HEAT PUMP

INTRODUCTION

DVMS OUTDOOR UNITS

DVM S INDOOR UNITS

CONTROL SYSTEM



DVM S WATER

Model Code		AM120FXWANR/EU	AM200FXWANR/EU	AM300KXWANR/EU
Features	Type	DVM S Water	DVM S Water	DVM S Water
Power Supply (Outdoor Unit) [Φ, #, V, Hz]		3,4,380-415,50/60	3,4,380-415,50/60	3,4,380-415,50/60
System	Mode	HEAT RECOVERY	HEAT RECOVERY	HEAT PUMP
Capacity	HP	12.00	20.00	30.00
	Ton	9.55	15.92	23.9
	Cooling [kW]	33.60	56.00	84.00
	Cooling [Btu/hr]	114,600	191,100	286,600
	Heating [kW]	37.80	63.00	94.50
	Heating [Btu/hr]	129,000	215,000	322,400
Power Input (Nominal)	Cooling [kW]	6.46	10.77	16.80
	Heating [kW]	6.51	10.86	16.88
Current Input (Nominal)	Cooling [A]	10.30	17.30	26.40
	Heating [A]	10.40	17.40	26.50
	MCA [A]	20.00	32.2	48.00
	MFA [A]	25.00	40.00	63.00
COP	Nominal Cooling 1)	5.20	5.20	5.00
	Nominal Heating 2)	5.81	5.80	5.60
Compressor	Type	Inverter Scroll	Inverter Scroll	Inverter Scroll
	Output [kW x n]	6.13	4.96x2	6.75x2
	Model Name	DS-GB066FAVBSG x 1	DS-GB052FAVB x 2	DS-GB070FAVBSG x 2
	Oil Type	PVE	PVE	PVE
	Oil Initial Charge [cc]	1100	2200	2200
Condenser	Type	PHE (Plate heat exchange)	PHE (Plate heat exchange)	PHE (Plate heat exchange)
	Pipe Size [Φ, inch]	32.0	32.0	50.0
	Lost Head [kPa (ftAq)]	43.0	54.0	50.0
	Water Flow Rate [LPM (GPM)]	114.0	190.0	285.0
	Max Pressure [Mpa (psi)]	1.96	1.96	1.96
Piping Connections	Liquid Pipe [Ø, mm]	12.70	15.88	19.05
	Liquid Pipe [Ø, inch]	1/2"	5/8"	3/4"
	Gas Pipe [Ø, mm]	28.58	28.58	34.92
	Gas Pipe [Ø, inch]	1 1/8"	1 1/8"	1 3/8"
	Discharge Gas Pipe [Ø, mm]	19.05	28.58	-
	Discharge Gas Pipe [Ø, inch]	3/4"	1 1/8"	-
	Installation Limitation [Max Length]	170	170	170
	Installation Limitation [Max Height]	50.0	50.0	50.0
Refrigerant	Type	R410A	R410A	R410A
	Factory Charging [kg]	6.00	9.8	11.00
Sound	Sound Pressure [dB(A)]	50.0 / 52.0	51/52	55 / 58.0
External Dimension	Net Weight [kg]	160.0	240.0	280
	Net Dimensions (WxHxD) [mm]	770 x 1,000 x 545	1,100 x 1,000 x 545	1,100 x 1,000 x 545
Operating Temp. Range	Cooling [°C]	10.0 ~ 45.0	10.0 ~ 45.0	10.0 ~ 45.0
	Heating [°C]	10.0 ~ 45.0	10.0 ~ 45.0	10.0 ~ 45.0

*Performances are based on the standard test condition.

*Specification maybe subject to change without prior notice.

DVM CHILLER

SPECIFICATION

50Hz / 60Hz
HEAT PUMP



DVM CHILLER

Model Code		AG042KSVAH/EU	AG056KSVAH/EU	AG070KSVAH/EU
Features	Type	Module Chiller	Module Chiller	Module Chiller
Power Supply (Outdoor Unit) [Φ, #, V, Hz]		3,4,380-415,50 / 60	3,4,380-415,50 / 60	3,4,380-415,50 / 60
System	Mode	HEAT PUMP	HEAT PUMP	HEAT PUMP
Capacity	HP	15	20	25
	Ton [usRT]	12	16	18.5
	Cooling (Min/Std/Max) [kW]	42	56	65
	Heating (Min/Std/Max) [kW]	42	56	69.5
Power Input (Nominal)	Cooling [kW]	12.35	18.67	26.00
	Heating [kW]	11.83	17.5	24.39
Current Input (Nominal)	Cooling [A]	19.6	29.6	41.2
	Heating [A]	18.8	27.8	38.7
Power	MCA [MVA]	7.094	7.094	13.983
	MCA [A]	32.0	46.0	58.0
	MFA [A]	40.0	60.0	75.0
Heat Exchanger	EER (Nominal Cooling)	3.40	3.00	2.50
	COP (Nominal Heating)	3.55	3.20	2.85
Casing	Material Cabinet	EGI steel plate	EGI steel plate	EGI steel plate
	Material Base	EGI steel plate	EGI steel plate	EGI steel plate
Compressor	Type	Inverter Scroll	Inverter Scroll	Inverter Scroll
	Output [kW x n]	6.76 x 2	6.76 x 2	6.76 x 2
	Model Name	DS-GB070FAVA	DS-GB070FAVA	DS-GB070FAVA
	Oil Type	PVE	PVE	PVE
	Oil Initial Charge [cc]	3,400.0	3,400.0	3,400.0
Fan	Type	Propeller	Propeller	Propeller
	Quantity [ea]	2	2	2
	Air Flow Rate [CMM]	364 (182 x 2)	364 (182 x 2)	392 (196 x 2)
	Air Flow Rate [l/s]	6,067.0	6,067.0	6,535.0
	External Static Pressure Max [mmAq]	8.00	8.00	8.00
	External Static Pressure Max [Pa]	78.50	78.50	78.50
	Fan Motor Type	BLDC Motor	BLDC Motor	BLDC Motor
	Fan Motor Output x n [w]	630 x 2	630 x 2	630 x 2
Waterside Heat Exchanger	Type	Brazing Plate	Brazing Plate	Brazing Plate
	Water Flow Rate (Cooling / Heating) [LPM]	120 / 120	160 / 160	186 / 200
	Water Pressure Drop (Set. Nominal) [kPa]	60	100	120
	Max. Operating Pressure [MPa]	1.0	1.0	1.0
	Connection Type	Flange	Flange	Flange
	Pipe Connections Inlet / Outlet [Ø, mm]	40	40	50
	Pipe Connections Inlet / Outlet [Ø, inch]	1 1/2	1 1/2	2
	Quantity [ea]	2	2	2
Pump	Type	-	-	-
	Input x n [kW]	-	-	-
	Output x n [W]	-	-	-
	Nominal Water Flow Rate [LPM]	-	-	-
	Nominal Water Flow Rate [l/s]	-	-	-
	External Static Pressure Max [mAq]	-	-	-
	External Static Pressure Max [kPa]	-	-	-
Refrigerant	Type	R410A	R410A	R410A
	Factory Charging [kg]	18	18	18
Sound	Pressure Cooling [dB(A)]	60	62	63
	Pressure Heating [dB(A)]	57	59	64
	Power [dB(A)]	80	83	85
External Dimension	Net Weight [kg]	446	446	465
	Net Dimension (WxHxD) [mm]	1,795 x 1,695 x 765	1,795 x 1,695 x 765	1,795 x 1,695 x 765
Operating Water Temperature Range	Cooling [°C]	5.0 ~ 25.0	5.0 ~ 25.0	5.0 ~ 25.0
	Cooling (if using brine) [°C]	-10.0 ~ 25.0	-10.0 ~ 25.0	-10.0 ~ 25.0
	Heating [°C]	25.0 ~ 55.0	25.0 ~ 55.0	25.0 ~ 55.0
Operating Water Flow Range	Water Flow Rate [LPM]	60 ~ 240	80 ~ 320	93 ~ 400
	Minimum Water Storage in the System [L]	294	392	490
Operating Temperature Range	Cooling [°C]	-15.0 ~ 48.0	-15.0 ~ 48.0	-15.0 ~ 48.0
	Heating [°C]	-25.0 ~ 43.0	-25.0 ~ 43.0	-25.0 ~ 43.0

*Performances are based on the standard test condition.

*Specification maybe subject to change without prior notice.

Controller
(Optional)



Module control
MCM-A00N



CRIMSON Washington, USA

INDOOR

Duct : 5 Units

OUTDOOR

DVM S : 4 Units (104HP)



DVM S

INDOOR LINE-UP


CASSETTE

Model						
		360 Cassette	4 Way WindFree™	4 Way WindFree™ (600x600)	1 Way WindFree™	2 Way
Capacity (kW)	1.5			•		
	1.7				•	
	2.2			•	•	
	2.8			•	•	
	3.6			•	•	
	4.5	•	•	•		
	5.6	•	•	•	•	•
	6.0			•		
	7.1	•	•		•	•
	9.0	•	•			
	11.2	•	•			
	12.8	•	•			
	14.0	•	•			
	17.0		•			



CEILING

Model			
		Ceiling	Big Ceiling
Capacity (kW)	5.6	•	
	7.1	•	
	11.2		•
	14.0		•


FLOOR STANDING TYPE CONSEALED

Model		
Capacity (kW)	3.6	•
	5.6	•
	7.1	•

DUCT

Model					
		Slim Duct	MSP Duct	HSP Duct	OAP Duct
Capacity (kW)	1.7	•			
	2.2	•	•		
	2.8	•	•		
	3.6	•	•		
	4.5	•	•		
	5.6	•	•		
	7.1	•	•		
	9.0	•	•		
	11.2	•	•	•	
	12.8	•	•	•	
	14.0	•	•	•	•
	16.0		•		
	18.0			•	
	22.0				•
	22.4			•	
	28.0			•	•

WALL MOUNTED

Model		
		AR9500
Capacity (kW)	1.5	•
	2.2	•
	2.8	•
	3.6	•
	4.5	•
	5.6	•
	7.1	•
	8.2	•


360 CASSETTE



The circular-shaped 360 Bladeless Cassette is Samsung's latest innovative design for air conditioning indoor unit. The ground breaking bladeless circular design allows for even cooling with no loss in airflow, setting a new standard for multi-directional cassette units.

Evenly circulates & cools every corner

Unlike traditional 4-way cassette units, the cutting-edge design of the 360 Bladeless Cassette delivers almost zero angle airflow with our patented booster fan technology. The air volume is maintained at 100% to deliver an optimal even cooling performance without creating cold draft. A circular outlet discharges cool air in all directions, creating even comfort cooling throughout the room*.



360 CASSETTE

Comfort Cooling

The bladeless outlet ensures that cool air is gently dispersed, without creating cold draft. Airflow is not blocked at low angles, so that it can expel 25%* more air and spread further.



* Within a 5m radius, no cold draft between 0~1.5m in height (with 14.0kW).

Circular LED Display Window

The 360 Bladeless Cassette combines revolutionary performance with an elegant design which will blend in and enhance any setting. The unit features a stylish panel and intuitive LED display that allows users to change the air flow direction depending on preference. Users can choose from three settings including horizontal, vertical, and control individual zone◇ air flow direction.



* Individual zone air flow direction only made possible with the use of Premium Dial remote controller.

WINDFREE™ 4 WAY CASSETTE



WindFree™ Cooling.

Get cool fast, Stay Cool without Direct Wind

The WindFree™ Air conditioner pushes air out through 15,700 micro holes in the panel, producing a dispersed and gentle flow of air actually defined as “still air” and the key here is all of those holes create a still, cooled air flow that infiltrates the room gently and softly.

※ Still Air condition: According to ASHRAE, If velocity of wind is lower than 0.15m/s, people can not detect wind. They define that condition as “Still Air”




WINDFREE™ 4 WAY CASSETTE

Energy saving with WindFree™ Cooling


Under the same condition, WindFree™ Cooling Mode can save energy use by 55% compared to conventional cooling.

※ Test Condition
 - Test model: Wind-Free™ 4Way14.0 kW
 - Temperature: OD 35°C DB / 24°C WB, ID 27°C DB / 19°C WB



Even Cooling in All Area

WindFree™ Cooling keeps the temperature inside the room all evenly.



Comfortable Cooling with WindFree™


The 2-Step Cooling, cools the air fast with its Fast Cooling mode, then when it reaches the desired temperature it automatically switches to WindFree™ cooling mode to maintain the temperature. So you can stay comfortable, without feeling the cold-draft.



WINDFREE™ 4 WAY CASSETTE

Big Blade, Long Wind

The new bigger and optimized blades enables wider cooling range. With its 84mm optimized blade shape increase by 31% compared to conventional 4 Way Cassette.



※ Optimized Blade Shape



Aesthetic panel and display

WindFree™ 4 Way Cassette offers different designs for the panel. The right look to suit their design preference. Plus, the simple display design.



Motion detect sensor (Optional)

Motion detect sensor enables customized airflow and energy efficient operation.

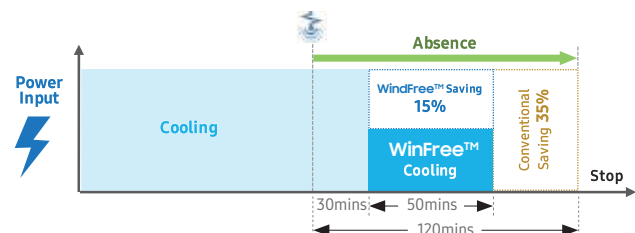
Wind Direction : Choose Your Comfort

Direct wind or Indirect wind



Energy Saving : 35% > 50%

WindFree™ + OFF Control



WINDFREE™ 4 WAY CASSETTE(600X600)

WindFree™ Cooling also comes with 4 Way Cassette (600 x 600)

Stylish design, an effective Smart Inverter compressor and a plethora of innovative features make Samsung 4-Way Cassette (600x600) great for residential and light commercial applications with limited roof space.

Customisable Airflow

Samsung 4-way cassette enables users to manipulate the angles of the fan blades for more efficient cooling through a remote controller.



Quiet, Even Airflow Distribution

Samsung's aerodynamically designed Turbo Fan minimises blade movement noise, meaning our new 4-way Cassette is quieter than conventional models. The Turbo Fan's wide blades also provide evenly distributed cool air from four separate outlets so that the entire room can cool down faster.



WINDFREE™ 1 WAY CASSETTE

WindFree™ Cooling.

Get cool fast, Stay Cool without Direct Wind

The WindFree™ Cooling effectively maintains a comfortable level of coolness without the unpleasant feeling of cold-draft. Cool air is gently dispersed through 10,000 micro air holes, so you don't feel too cold or hot.

※ Still Air condition : According to ASHRAE, If velocity of wind is lower than 0.15m/s, People can not detect wind. And they define that condition is "Still Air"

※ PC1MWFMAN : 7,534ea
PC1NWFMAN : 10,454ea
PC1BWFMAN : 13,961ea



Energy Saving with WindFree™

WindFree™ Cooling allows efficient energy saving up to 55% operating angle, along with rapid and even cooling.

- ※ Test Condition
 - ODU : DVM S ECO 5HP(AM050FXMDEH)
 - IDU : WindFree™ 1Way 5.6kW(AM056NN1DEH), 3.6kW(AM036NN1DEH), 2.2kW(AM022NN1DEH) simultaneously running
- ※ Temperature
 - OD 35°C DB / 24°C WB
 - ID 27°C DB / 19°C WB



WINDFREE™ 1 WAY CASSETTE

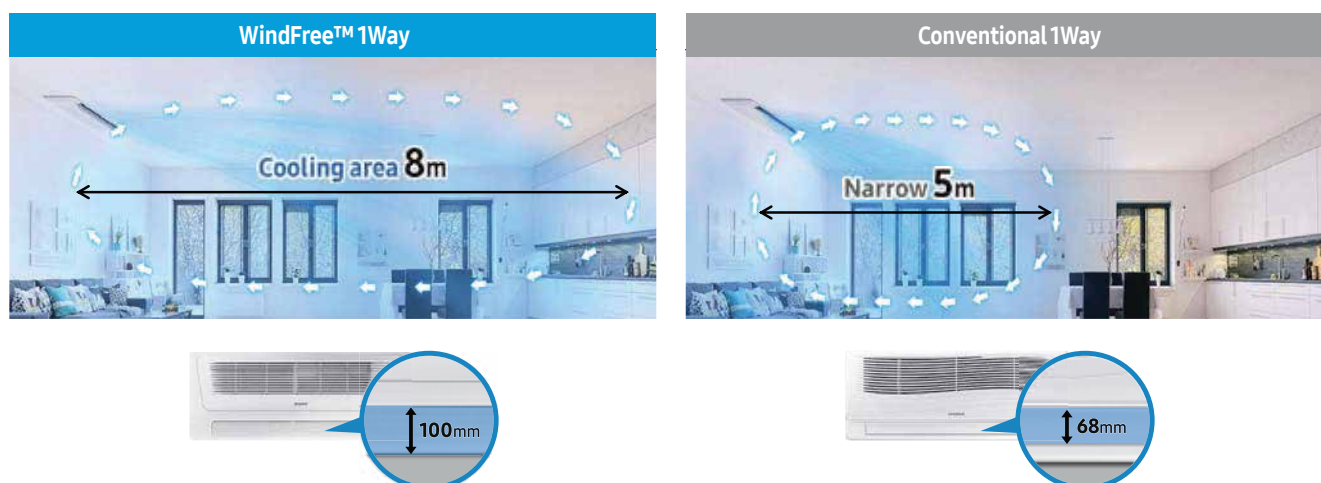
Even Cooling in All Area

WindFree™ Cooling keeps the temperature inside all evenly.



Big Blade, Long Wind

Can deliver cool air up to 8m with wider operating angle, along with rapid and even cooling.



WindFree™ 2 - Step Cooling

The 2-Step Cooling, cools the air fast with its Fast Cooling mode, then when it reaches the desired temperature it automatically switches to WindFree™ cooling mode to maintain the temperature. So you can stay comfortable, without feeling the cold-draft.



2 WAY CASSETTE

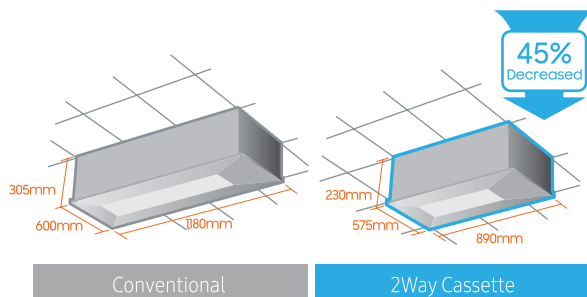
Compact But Powerful

Samsung 2-Way Cassette is a perfect fit for long and narrow places with limited installation space, thanks to its compact and slim size. The unit operates with 2 air outlets, providing powerful and fast cooling performance to create a pleasant environment for you.



Ideal for Long and Narrow Places

With its slim and compact size, Samsung 2-Way Cassette indoor unit is ideal air solution for long and narrow places such as corridor and classroom. It is more space-saving as compared to conventional 4-Way cassette.



Standardized fit for easy installation

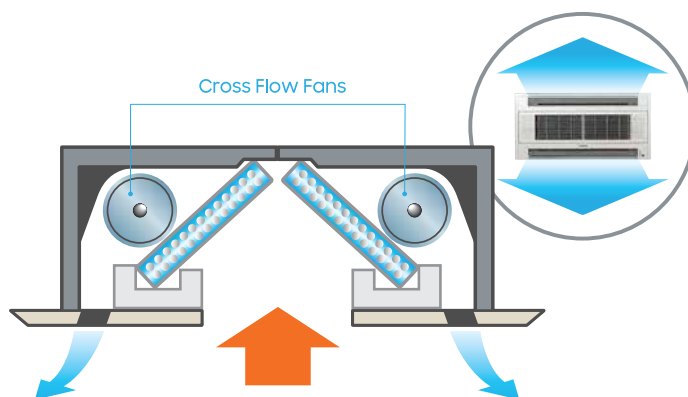
The 2Way Cassette unit dimensions allow for easy installation into standard ceiling grids (600W x 600D) for a tailored fit that blends nearly unnoticeably into the interior framework.



2 WAY CASSETTE

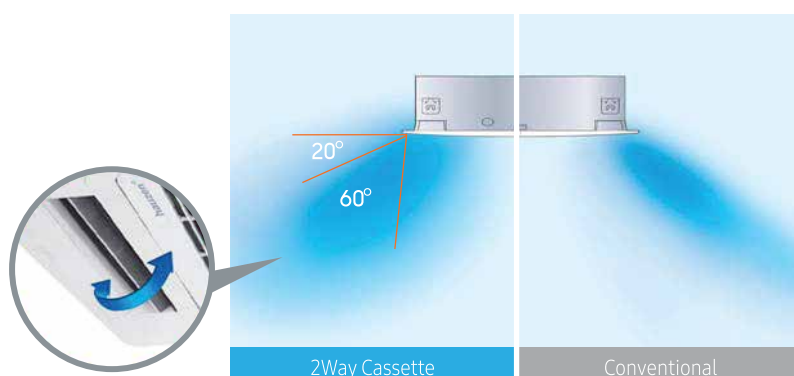
Twin Cross Flow Fan

The innovative Twin Cross Flow Fan distributes cool air further with minimal noise. This efficient system suits rooms of any dimension so no corner is overlooked.



Auto Surround Swing

The 2-way outlet blades swing right and left to evenly distribute cool air to every nook and corner of the room, keeping your environment pleasant and comfortable.



Optimum Temperature Control

The Optimum Temperature Control function detects and minimises temperature difference between the top and bottom of the space to maintain an ideal temperature. Hot and cold spots are reduced, creating a more balanced, comfortable surrounding. You can set the temperature detect option on the indoor unit or with remote control.



- (A): Temperature set by remote controller
- (B): Temperature set by indoor unit
- Average of (A+B): The average temperature

SLIM CEILING DUCTED

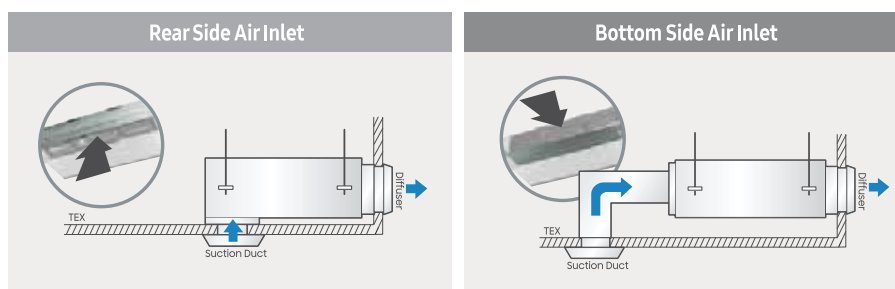
Silent and Flexible

Only 199mm thick, the Slim Ceiling Ducted can be concealed almost anywhere. Its slender design is not only highly elegant, it makes installation, maintenance and repair work quick and easy.




Flexible Installation

Thanks to the option to set up the air inlet on either bottom or rear of the unit, the Slim Ceiling Ducted can be customised to suit any environment. This flexibility in installation means it can be configured to suit almost any room, and is easily concealed behind ceilings, allowing it to blend in while providing an enhanced airflow to the surrounding space.



Easier Drain Pump Installation

The new drain pump can be installed from the side by simply removing the right side panel. You no longer need to disassemble the top cover to install, check or repair the drain pump for maximum convenience.




SLIM CEILING DUCTED

Various installation options

LSP Duct adopts an ultra-compact and slim size with its thin width, which is 200mm narrower than conventional products. This slender build enables flexible installation and maintenance in various environments.


Light Weight

At a weight that's 15 percent lighter than conventional units, LSP Duct offers the best in convenient installation and maintenance.



Easy access, easy maintenance

LSP Duct features a flexible design that enables users to easily access its parts to maintain the unit.



MSP CEILING DUCTED

Powerful and Flexible

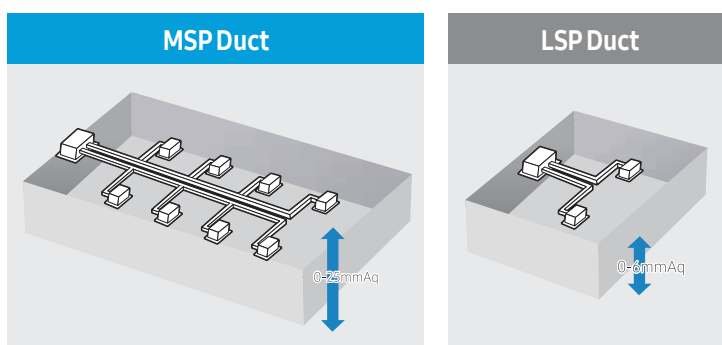
MSP Ceiling Ducted with External Static Pressure (ESP) up to 14mmAq* provides stable and efficient performance in large areas. Its narrow 900mm width enables installation flexibility.

*Applicable to 12.8kW and 14.0kW models.



Strong and Large Coverage Area

The MSP Ceiling Ducted design has the advantage of producing greater static pressure than most other Samsung slim duct units. This provides the opportunity of designing more inlets and outlets, benefiting users by offering a more flexible range of installation options. In turn, this results in larger and more reliable coverage areas, servicing more people with more cool air.



Narrow Width

Samsung MSP Ceiling Ducted has very narrow width of 900mm, which enables flexible installation and maintenance with its compact size, thus maximising your installation convenience.



*Measured without control box.

MSP CEILING DUCTED




Efficient and Silent

The External Static Pressure Control combines with the simplicity of the MSP Ceiling Ducted's design to guarantee an efficient and silent operation. This means that this innovative air conditioning system is not only for a broad range of work environments, but also ideal for domestic or recreational settings.

The benefits of this unit's outstanding performance can be enjoyed whether at work or play, and it causes such minimal disturbance that it is conducive for use at night-time when sleeping.

Easy to Maintain

Time and maintenance costs are reduced as you can easily remove the bottom panel to access and service the parts.



HSP CEILING DUCTED

Powerful and Flexible


Managing high external static pressures up to 25mmAq, the powerful HSP Ceiling Ducted provides a very large coverage area with outstanding cooling performance. HSP Ceiling Ducted is an ideal fit for spaces with high ceiling.

*Applicable to 12.8kW and 14.0kW models.



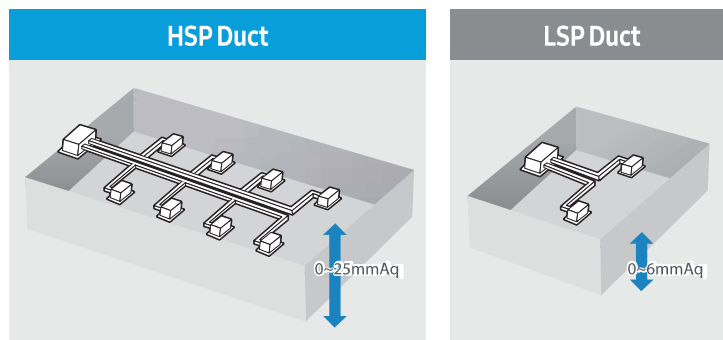
High External Static Pressure

To deal with unexpected various installation conditions, HSP Ceiling Ducted is designed to manage high external static pressures up to 25mmAq.



Strong and Large Coverage Area

HSP Ceiling Ducted features greater static pressure than most of slim ducts. This enables you to design more inlets and outlets with longer duct work to provide more cool air to larger areas.



HSP CEILING DUCTED




Silent Operation with the Static Pressure Control

Whatever the environment, our Smart Pressure Control System provides users with consistent cooling power. The Smart Pressure Control System adjusts the fan speed according to External Static Pressure (ESP) so that your ideal ambience is achieved and with a quieter, more efficient operation.

Easy to Maintain

Time and maintenance costs are reduced since parts are easily accessible by removing the button panel.



OAP CEILING DUCTED



Quiet and Efficient

Samsung's new Outdoor Air Processing Ceiling Ducted (OAP) is an outside fresh air treatment unit with integrated ventilation, combining fresh air processing and air conditioning via a single system.

Air conditioning indoor units and an Outdoor Air Processing Ceiling Ducted unit can be connected to the same refrigerant line, resulting in enhanced design flexibility and a reduction in total system costs. A BLDC motor extends the saving with lower energy consumption.

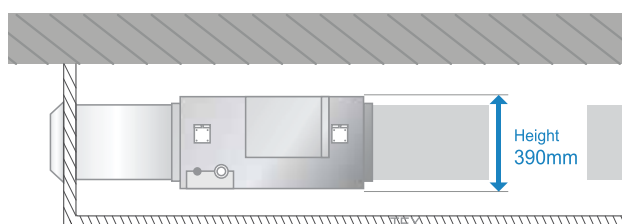
Wide Operation Range

Outdoor Air Processing Ceiling Ducted can supply fresh air to the interior area through cooling or heating processing from a wide range of outside temperature from -5°C ~ 52°C .



Flexible Installation

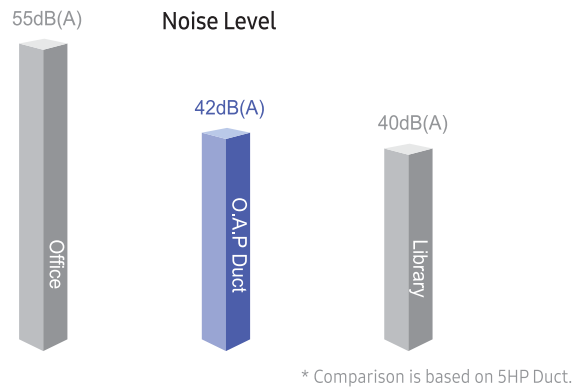
This light and compact unit, with its short height of 390mm, enables you to conveniently install and manage it in a variety of areas and installation options.



OAP CEILING DUCTED

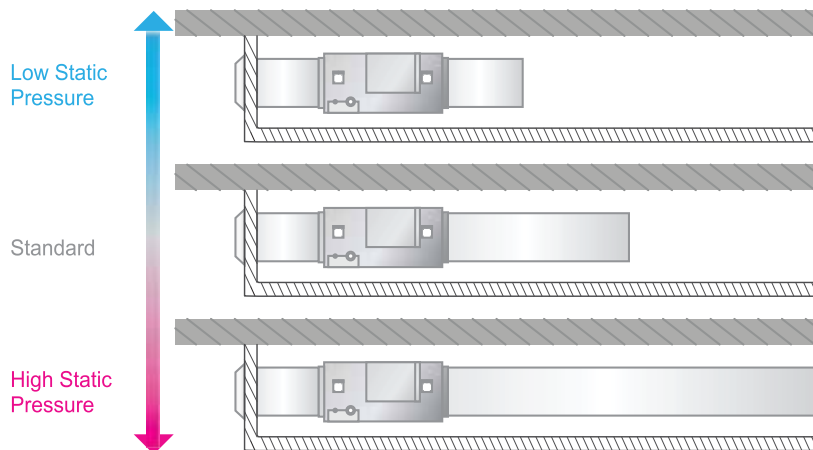
Quiet Operation

Equipped with the highly efficient BLDC motor, Outdoor Air Processing Ceiling Ducted operates quietly with a sound level as low as 42dB, slightly higher than that of a library, while provide your environment with optimum cooling comfort.



Flexible Static Pressure Control

If the static pressure in installation area of the duct exceeds the standard, then the static pressure control system will adjust the fan speed to maintain the optimised air volume.



High-efficiency motor

The BLDC motor supports the highest efficiency level possible. Its low-consumption design saves up to 32 percent more energy than conventional products for more economical and practical operation.

WALL MOUNTED

WINDFREE™ PREMIUM PLUS

Comfort - Intelligently optimized comfort for your life

The Samsung WindFree™ air conditioner keeps you comfortably cool with WindFree™ Cooling that is intelligently optimized to suit your needs. And it can quickly cool large spaces from corner to corner.



Stay cool without feeling cold


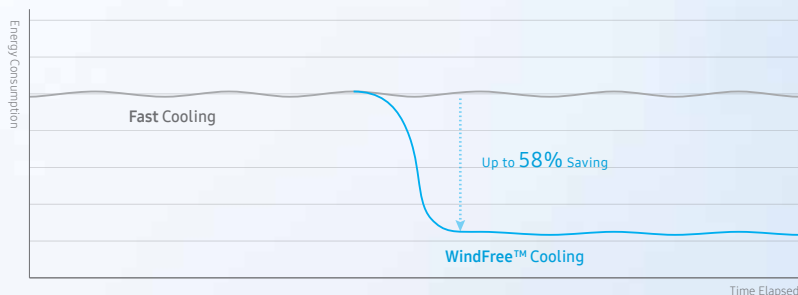
WindFree™ Cooling

Stay feeling comfortable cool with WindFree™ Cooling. It cools gently and quietly without the unpleasant feeling of cold wind on your skin, as it disperses air through 23,000 micro air holes. It creates a “Still Air” environment* with a very low air speed and much less noise**. Its advanced air flow structure also means it cools a wider and larger area more evenly. And it consumes 58% less energy than normal cooling mode*** so you can stay comfortably cool without worrying about electricity bills.

* ASHRAE (American Society of Heating, Refrigerating, and Air-Conditioning Engineers) defines “Still Air” as air currents at speeds below 0.15m/s which lacks the presence of cold drafts.

** Tested on the AM036TNVDKH/EU model. WindFree™ Cooling mode only generates 26dB(A) of noise.

*** Tested on AM080JXVHEH/ET, AM015TNVDKH/EU, AM036TNVDKH/EU, AM045TNVDKH/EU and AM082TNVDKH/EU models, based on the power consumption of normal mode vs. Wind-Free™ Cooling mode.



23,000
Micro Air Holes

Stay dry in humid weather

WindFree™ Dry Mode

Even when the ambient humidity is high, you can keep the room air comfortably dry with the WindFree™ Dry mode. When you select this mode on your remote controller, its Humidity Sensor monitors the room humidity and effectively dehumidifies it without creating any noise or a chilly wind. So you will feel comfortable, but won't notice that it's working





Cools you down faster

Fast Cooling

Cool rooms quickly from corner to corner, so you're always comfortable whenever you want and wherever you are. Digital Inverter Boost technology dramatically shortens the time it takes for the compressor to reach maximum power when it starts operating, so it cools the air 43% faster*. Its advanced design also has a 15% larger fan, 18% wider inlet and a 31% wider blade. So cool air is dispersed farther and wider into every corner of a room, reaching up to 15 meters**.



* Tested on the AR12TXCAWKEU model compared with the Samsung conventional model AQ1ZEASER.


** Tested on the AR24TXFCWKEU model.

Distribute air to wherever you want

4-way Swing*

Create a comfortable environment with an even temperature in every corner of a room. The WindFree™ air conditioner features a 4-way Swing function that lets you remotely control the air direction, so it goes towards a specific location, or automatically expels air in every direction. As well as the auto up-down swing function it also has an auto left-right swing function, so air is evenly distributed across the room.

* Optionally available on certain models.



CEILING



Slim yet Functional Ceiling Unit

Samsung's Ceiling Type indoor unit has 2-way installation options for the ceiling and floor, enabling more efficient use of available space. Users can enjoy crisp and powerful air throughout their space from the compact unit in the ceiling or floor.

Small package, big performance

The Samsung Ceiling type air conditioner boasts a slim, compact design – half the size of the conventional products – with cooling power comparable to larger units.




2-Way Installation

Depending on the available space and the purpose of the air conditioner, the indoor unit can be installed under the ceiling or on the floor.



Under Ceiling

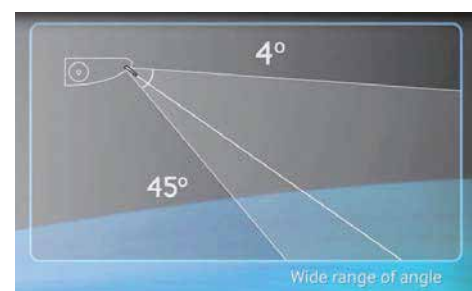


Floor Standing

Fast Cooling, Long Distance e Wind

Samsung's Ceiling Suspend indoor unit applies the latest flow-efficient blowers to increase the amount of cool air it discharges. It also mounts a single BLDC motor to reduce noise.

The advanced blade, which can move from 40° to 45°, distributes cool air to reach every corner of the room.



Simple Display

The simple display design with its rounded corners adds a neat and tidy feeling to your interior.



- Ice Blue : Operating
- Yellow Green : Schedule
- Red : Error
- Orange : Filter Alarm
- Time Limit + Operating Pattern

FLOOR STANDING

CONCEALED

Invisibly and effectively cools any space.

The Samsung Concealed floor standing air conditioner is designed to be installed along a perimeter wall or within a counter, so it is easily concealed and won't impact on your interior décor. It also offers the utmost versatility, as you can easily adjust its performance to suit the conditions of each location. So it effectively cools or heats any space and maintains the desired temperature, even if it has high ceilings and lots of windows.

High performance for versatile installations

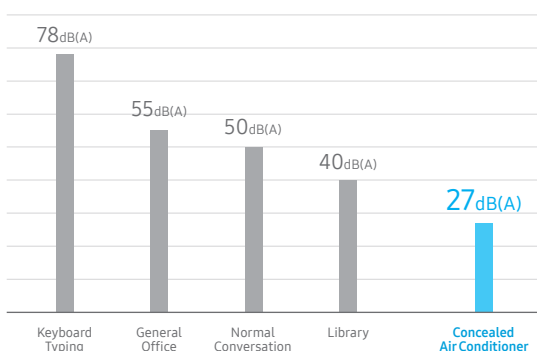
2-way Installation

The Concealed floor standing unit provides an extremely versatile way of cooling and heating spaces with very different requirements, such as offices, schools and hotels. Whether on the floor or mounted, the unit compensates for environmental conditions, such as high ceilings and windows, so it always delivers a consistent cooling and heating performance. When mounted in a window, the unit blocks the air from getting through the gap in the window and maintains the desired indoor temperature.

Doesn't disturb your daily life

Silent Operation

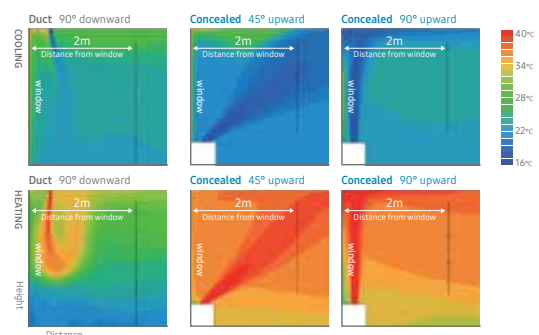
Avoid the disturbance of a noisy air conditioning system when you're trying to relax or concentrate. Whether it is heating or cooling, the Concealed air conditioner creates just 27dB(A) of sound, which is much quieter than a library. So it works silently and efficiently away in the background to create a comfortable and distraction-free environment.



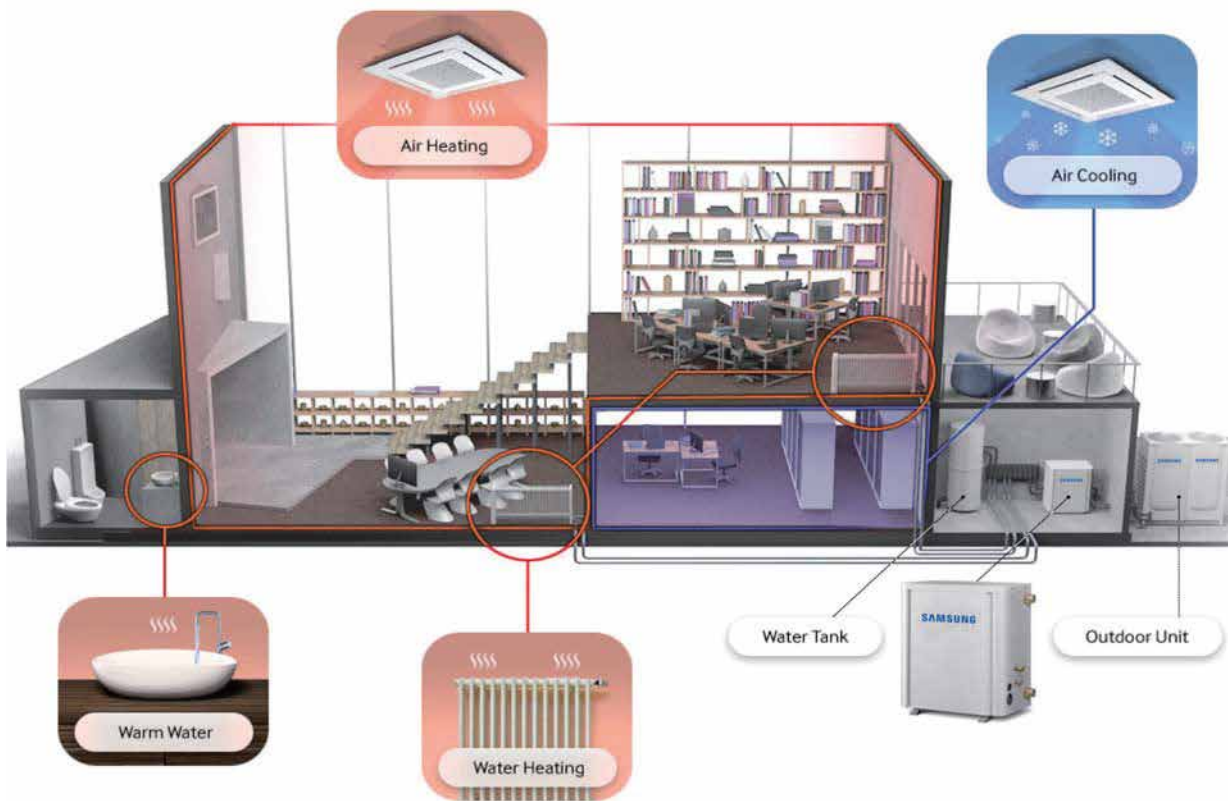
Stay comfortable, without cold drafts

Vertical Air Flow

When you're near a window you can often feel an unpleasant cold draft. And in a building with a lot of windows this can be a real problem. So the Concealed floor standing air conditioner is designed to block cold drafts, which improves the efficiency of your heating and ensures that everyone feels more comfortable wherever they are.



HYDRO UNIT



Streamline operation with all-in-one cooling and heating

Samsung's All In One System air conditioner is the ultimate heating and cooling solution. It operates in air-to-water mode and air-to-air mode, saving installation time and money with a single unit.

Integrated cooling and heating

All In One's integrated design supports both air and water heating with just a single system. This eliminates the need to install a separate boiler and air conditioner, ultimately saving users space, energy and money.

Simplified control

Equipped with related input and output terminals, the Samsung All In One unit eliminates the need for additional connections with BACnet and LonWorks interface kits.



ERV PLUS/ERV



Enjoy high-efficiency ventilation for a more refreshing atmosphere

Indoor air quality is gaining more and more attention as increasing numbers of people become ill from airborne contaminants. Indoor air contamination is often the cause behind building-related syndromes, such as asthma, headaches and dizziness.

The Samsung ERV (Energy Recovery Ventilation) system air conditioner provides fresh and healthy air from outside while minimizing energy loss for maximum efficiency. Its intelligent structure incorporates features specifically designed for flawless ventilation and efficient operation.

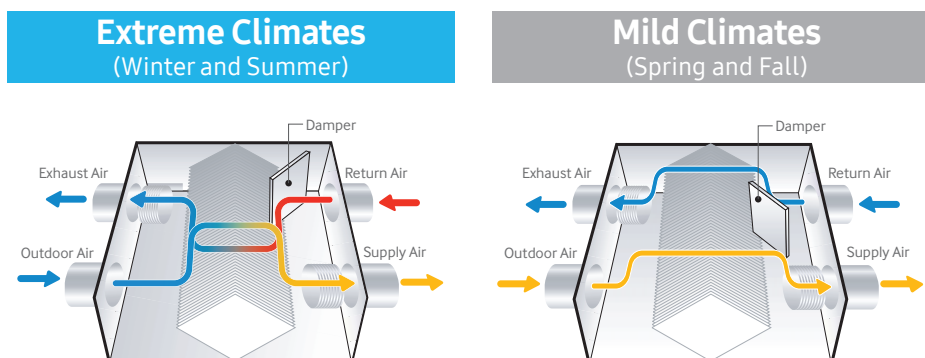
Drive energy savings with unparalleled heat exchange and automated temperature control

Samsung ERV and ERV Plus deliver exceptional cooling and heating all year round by employing the following heat recovery method:

1. A 2-way ventilation design with air inlets and outlets on both sides of the units provides superior ventilation efficiency.
2. The remaining surface of the heat exchange area transfers heat energy while preventing the discharged contaminants from re-entering.
3. The system recovers up to 70 percent of the energy needed to cool or heat the environment. The efficient heat recovery maintains the indoor temperature and humidity during the winter, and prevents outdoor heat and moisture from entering indoors during the summer.

Auto Mode

ERV and ERV Plus automatically change operation mode, depending on the temperature difference between the indoor and outdoor environment, to conserve energy.

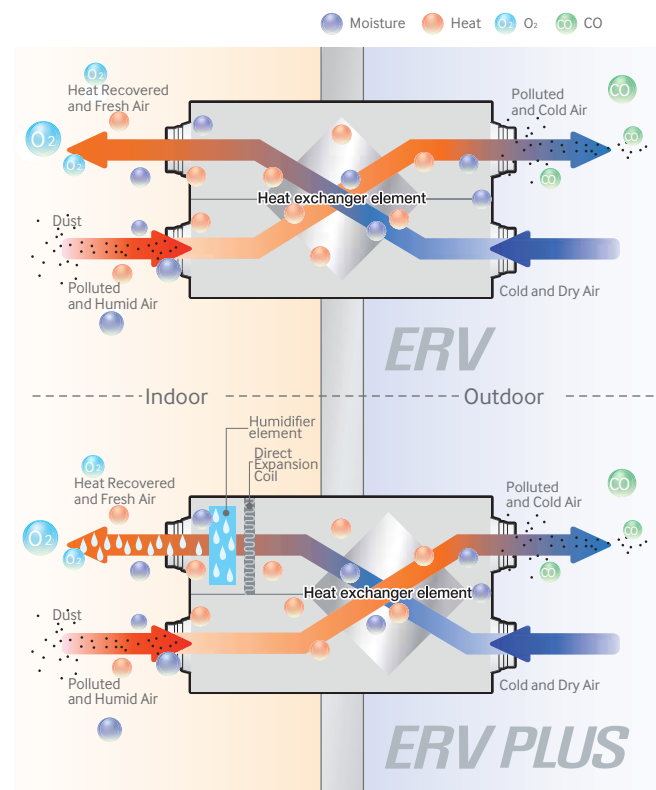


ERV PLUS/ERV

Smart CO₂ Detection

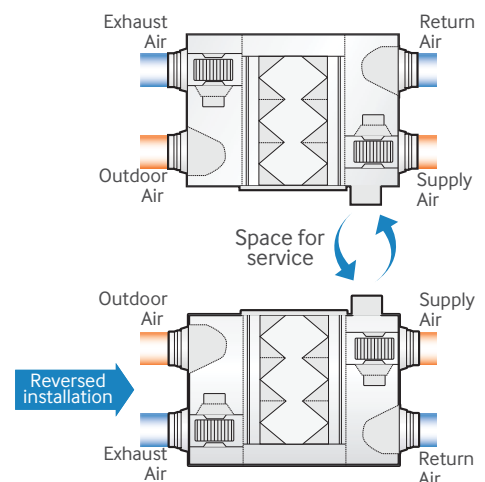
ERV provides fresh in-room airflow by detecting CO₂ with the optional CO₂ Sensor. Users can also attach a humidity stat (procured locally), which detects the moisture of the room and automatically adjusts its humidity level.

Heat Recovery Method of ERV System



Flexible Setup*

The ERV system can be installed vertically or horizontally. This installation flexibility saves time on maintenance when installing more than one unit. Users can reduce the number of service holes by installing ERV with the control box facing a single service hole (applicable to ERV only).



AHU KIT

Optimize performance and energy savings with seamless AHU connectivity

Samsung AHU Kit allows DVM S outdoor units to connect to air handling units (AHUs), which results in energy savings and improved performance and effectivity.

Features includes:

- IP54 waterproof certification (MXD-K***AN)
- Variable capacity
- 2.5HP - 40HP
- Simple BMS application
- 0-10V
- Discharge air temperature control

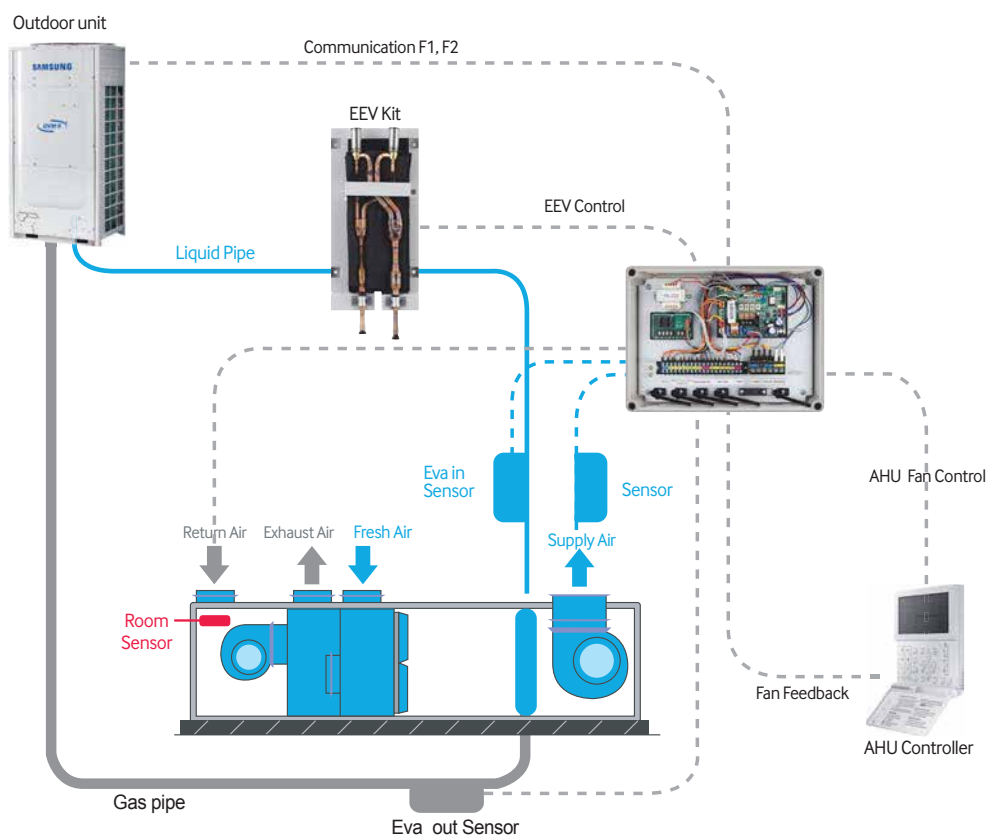




Image	Model	Remark			
	MXD-K025AN	7.0 kW ~ 8.75 kW			
	MXD-K050AN	14.0 kW ~ 17.5 kW			
	MXD-K075AN	21.0 kW ~ 26.25 kW			
	MXD-K100AN	28.0 kW ~ 35.0 kW			
	MCM-D201N	28 kW ~ 35 kW	56 kW ~ 70 kW	84 kW ~ 105 kW	112 kW ~ 140 kW
		MDX-A64K100E	MDX-A64K100E	MDX-A64K100E	MDX-A64K100E
		X1 EA	X 2 EA	X 3 EA	X 4 EA

DVM S SPECIFICATION



V-HOUSE Sao Paulo, Brazil

INDOOR

360 CST : 6 Units

Duct : 8 Units

Wall Mount : 418 Units

OUTDOOR

DVM S: 49 Units (818 HP)




360 CASSETTE

Model Code		AM045KN4DEH/EU	AM056KN4DEH/EU	AM071KN4DEH/EU
Features	Type	360 CST	360 CST	360 CST
Power Supply	[Φ, #, V, Hz]	1,2,220-240,50	1,2,220-240,50	1,2,220-240,50
System	Mode	HP/HR	HP/HR	HP/HR
Capacity	Cooling [kW]	4.5	5.6	7.1
	Cooling [Btu/hr]	15,400	19,100	24,200
	Heating [kW]	5.0	6.3	8.0
	Heating [Btu/hr]	17,100	21,500	27,300
Power Input (Nominal)	Cooling [W]	26	30	34
	Heating [W]	26	30	34
Current Input (Nominal)	Cooling [A]	0.18	0.21	0.25
	Heating [A]	0.18	0.21	0.25
Fan	Type	Turbo Fan	Turbo Fan	Turbo Fan
	Output x n [W]	65 x 1	65 x 1	65 x 1
	Air Flow Rate [CMM]	14.50 / 13.50 / 12.50	16.00 / 14.50 / 13.50	18.00 / 16.00 / 14.00
	Air Flow Rate [l/s]	241.67 / 225.00 / 208.33	266.67 / 241.67 / 225.00	300.00 / 266.67 / 233.33
	External Static Pressure (Max) [mmAq]	-	-	-
	External Static Pressure (Max) [Pa]	-	-	-
Piping Connections	Liquid Pipe [Ø, mm]	6.35	6.35	9.52
	Liquid Pipe [Ø, inch]	1/4	1/4	3/8
	Gas Pipe [Ø, mm]	12.7	12.7	15.88
	Gas Pipe [Ø, inch]	1/2	1/2	5/8
	Drain Pipe [Ø, mm]	VP25 (OD 32,ID 25)	VP25 (OD 32,ID 25)	VP25 (OD 32,ID 25)
Refrigerant	Type	R410A	R410A	R410A
Sound	Sound Pressure [dB(A)]	33 / 31 / 29	34 / 32 / 29	36 / 33 / 30
External Dimension	Net Weight [kg]	21.0	21.0	21.0
	Net Dimensions (WxHxD) [mm]	947 x 281 x 947	947 x 281 x 947	947 x 281 x 947
Panel (Optional)	Panel Model	PC4NUNMAN	PC4NUNMAN	PC4NUNMAN
	Panel Net Weight [kg]	2.7	2.7	2.7
	Net Dimension (ΦxD) [mm]	Φ1050 x 94	Φ1050 x 94	Φ1050 x 94

*Performances are based on the standard test condition.

*Specification maybe subject to change without prior notice.



DVMS

SPECIFICATION



360 CASSETTE

Model Code		AM090KN4DEH/EU	AM112KN4DEH/EU	AM128KN4DEH/EU
Features	Type	360 CST	360 CST	360 CST
Power Supply [Φ, #, V, Hz]		1,2,220-240,50	1,2,220-240,50	1,2,220-240,50
System	Mode	HP/HR	HP/HR	HP/HR
Capacity	Cooling [kW]	9.0	11.2	12.8
	Cooling [Btu/hr]	30,700	38,200	43,700
	Heating [kW]	10.0	12.5	13.8
	Heating [Btu/hr]	34,100	42,700	47,100
Power Input (Nominal)	Cooling [W]	55	53	77
	Heating [W]	55	53	77
Current Input (Nominal)	Cooling [A]	0.42	0.41	0.62
	Heating [A]	0.42	0.41	0.62
Fan	Type	Turbo Fan	Turbo Fan	Turbo Fan
	Output x n [W]	65 x 1	97 x 1	97 x 1
	Air Flow Rate [CMM]	22.00 / 18.50 / 16.00	25.50 / 21.00 / 17.50	29.50 / 24.00 / 19.00
	Air Flow Rate [l/s]	366.67 / 308.33 / 266.67	425.00 / 350.00 / 291.67	491.67 / 400.00 / 316.67
	External Static Pressure (Max) [mmAq]	-	-	-
	External Static Pressure (Max) [Pa]	-	-	-
Piping Connections	Liquid Pipe [Ø, mm]	9.52	9.52	9.52
	Liquid Pipe [Ø, inch]	3/8	3/8	3/8
	Gas Pipe [Ø, mm]	15.88	15.88	15.88
	Gas Pipe [Ø, inch]	5/8	5/8	5/8
	Drain Pipe [Ø, mm]	VP25 (OD 32,ID 25)	VP25 (OD 32,ID 25)	VP25 (OD 32,ID 25)
Refrigerant	Type	R410A	R410A	R410A
Sound	Sound Pressure [dB(A)]	40 / 36 / 32	40 / 36 / 32	42 / 38 / 33
External Dimension	Net Weight [kg]	21.0	24.0	24.0
	Net Dimensions (WxHxD) [mm]	947 x 281 x 947	947 x 365 x 947	947 x 365 x 947
Panel (Optional)	Panel Model	PC4NUNMAN	PC4NUNMAN	PC4NUNMAN
	Panel Net Weight [kg]	2.7	2.7	2.7
	Net Dimension (ΦxD) [mm]	Φ1050 x 94	Φ1050 x 94	Φ1050 x 94

*Performances are based on the standard test condition.

*Specification maybe subject to change without prior notice.

Individual
Controllers
(Optional)



Panel
(Optional)





360 CASSETTE

Model Code		AM140KN4DEH/EU
Features	Type	360 CST
Power Supply [Φ, #, V, Hz]		1,2,220-240,50
System	Mode	HP/HR
Capacity	Cooling [kW]	14.0
	Cooling [Btu/hr]	47,800
	Heating [kW]	16.0
	Heating [Btu/hr]	54,600
Power Input (Nominal)	Cooling [W]	91
	Heating [W]	91
Current Input (Nominal)	Cooling [A]	0.75
	Heating [A]	0.75
Fan	Type	Turbo Fan
	Output x n [W]	97 x 1
	Air Flow Rate [CMM]	31.50 / 26.50 / 21.00
	Air Flow Rate [l/s]	525.00 / 441.67 / 350.00
	External Static Pressure (Max) [mmAq]	-
	External Static Pressure (Max) [Pa]	-
Piping Connections	Liquid Pipe [Ø, mm]	9.52
	Liquid Pipe [Ø, inch]	3/8
	Gas Pipe [Ø, mm]	15.88
	Gas Pipe [Ø, inch]	5/8
	Drain Pipe [Ø, mm]	VP25 (OD 32,ID 25)
Refrigerant	Type	R410A
Sound	Sound Pressure [dB(A)]	44 / 40 / 35
External Dimension	Net Weight [kg]	24.0
	Net Dimensions (WxHxD) [mm]	947 x 365 x 947
Panel (Optional)	Panel Model	PC4NUNMAN
	Panel Net Weight [kg]	2.7
	Net Dimension (ΦxD) [mm]	Φ1050 x 94

*Performances are based on the standard test condition.

*Specification maybe subject to change without prior notice.



DVMS

SPECIFICATION



WINDFREE™ 4WAY CASSETTE (600X600)

Model Code		AM015NNNDEH/EU	AM022NNNDEH/EU	AM028NNNDEH/EU	AM036NNNDEH/EU
Features	Type	WINDFREE™ 4 WAY CASSETTE	WINDFREE™ 4 WAY CASSETTE	WINDFREE™ 4 WAY CASSETTE	WINDFREE™ 4 WAY CASSETTE
Power Supply	[Φ, #, V, Hz]	1,2,220-240,50	1,2,220-240,50	1,2,220-240,50	1,2,220-240,50
System	Mode	HP/HR	HP/HR	HP/HR	HP/HR
Capacity	Cooling [kW]	1.50	2.20	2.80	3.60
	Cooling [Btu/hr]	5,100	7,500	9,600	12,300
	Heating [kW]	1.70	2.50	3.20	4.00
	Heating [Btu/hr]	5,800	8,500	10,900	13,600
Power Input (Nominal)	Cooling [W]	18.00	18.00	18.00	20.00
	Heating [W]	18.00	18.00	18.00	20.00
Current Input (Nominal)	Cooling [A]	0.17	0.17	0.17	0.19
	Heating [A]	0.17	0.17	0.17	0.19
Current	MCA [A]	0.23	0.23	0.23	0.25
	MFA [A]	15	15	15	15
Fan	Type	Turbo Fan	Turbo Fan	Turbo Fan	Turbo Fan
	Quantity [ea]	1	1	1	1
	Air Flow Rate [CMM]	8.5/7.2/6.5	9.0/7.7/6.5	10.0/8.5/7.5	10.5/9.0/7.5
	Air Flow Rate [L/s]	142/120/108	150/128/108	167/142/125	175/150/125
Fan Motor	Model	BLDC Motor	BLDC Motor	BLDC Motor	BLDC Motor
	Output x n [W]	65 x 1	65 x 1	65 x 1	65 x 1
Piping Connections	Liquid Pipe [Ø, mm]	6.35	6.35	6.35	6.35
	Liquid Pipe [Ø, inch]	1/4"	1/4"	1/4"	1/4"
	Gas Pipe [Ø, mm]	12.70	12.70	12.70	12.70
	Gas Pipe [Ø, inch]	1/2"	1/2"	1/2"	1/2"
	Drain Pipe [Ø, mm]	VP25 (OD 32,ID 25)	VP25 (OD 32,ID 25)	VP25 (OD 32,ID 25)	VP25 (OD 32,ID 25)
Refrigerant	Type	R410A	R410A	R410A	R410A
	Electronic Expansion Valve	EEV INCLUDED	EEV INCLUDED	EEV INCLUDED	EEV INCLUDED
Sound	Sound Pressure [dB(A)]	30/28/23	32/29/25	33/30/26	34/30/26
External Dimension	Net Weight [kg]	11.7	12	12	12
	Net Dimensions (WxHxD) [mm]	575 x 250 x 575	575 x 250 x 575	575 x 250 x 575	575 x 250 x 575
Panel (Optional)	Model Name	PC4SUFMAN	PC4SUFMAN	PC4SUFMAN	PC4SUFMAN
	Type	WindFree™ type	WindFree™ type	WindFree™ type	WindFree™ type
	Panel Net Weight [kg]	2.7	2.7	2.7	2.7
	Net Dimension (WxHxD) [mm]	620 x 57 x 620	620 x 57 x 620	620 x 57 x 620	620 x 57 x 620
Drain Pump	Drain Pump	INCLUDED	INCLUDED	INCLUDED	INCLUDED
	Max. lifting Height / Displacement [mm /Liter/h]	750 / 24	750 / 24	750 / 24	750 / 24

*Performances are based on the standard test condition.

*Specification maybe subject to change without prior notice.

Individual
Controllers
(Optional)



AR-EH03E



MWR-WE13N



MWR-WG00JN



MWR-SH11N

Panel
(Optional)



PC4SUFMAN



WINDFREE™ 4WAY CASSETTE (600X600)

Model Code		AM045NNNDEH/EU	AM056NNNDEH/EU	AM060NNNDEH/EU
Features	Type	WINDFREE™ 4 WAY CASSETTE	WINDFREE™ 4 WAY CASSETTE	WINDFREE™ 4 WAY CASSETTE
Power Supply	[Φ, #, V, Hz]	1,2,220-240,50	1,2,220-240,50	1,2,220-240,50
System	Mode	HP/HR	HP/HR	HP/HR
Capacity	Cooling [kW]	4.50	5.60	6.00
	Cooling [Btu/hr]	15,400	19,100	20,500
	Heating [kW]	5.00	6.30	6.80
	Heating [Btu/hr]	17,100	21,500	23,200
Power Input (Nominal)	Cooling [W]	23.00	28.00	31.00
	Heating [W]	23.00	28.00	31.00
Current Input (Nominal)	Cooling [A]	0.22	0.27	0.30
	Heating [A]	0.22	0.27	0.30
Current	MCA [A]	0.29	0.35	0.39
	MFA [A]	15	15	15
Fan	Type	Turbo Fan	Turbo Fan	Turbo Fan
	Quantity [ea]	1	1	1
	Air Flow Rate [CMM]	11.5/10.2/9.0	13.0/11.0/9.5	13.5/12.0/10.2
	Air Flow Rate [l/s]	192/170/150	217/183/158	225/200/170
Fan Motor	Model	BLDC Motor	BLDC Motor	BLDC Motor
	Output x n [W]	65 x 1	65 x 1	65 x 1
Piping Connections	Liquid Pipe [Ø, mm]	6.35	6.35	6.35
	Liquid Pipe [Ø, inch]	1/4"	1/4"	1/4"
	Gas Pipe [Ø, mm]	12.70	12.70	12.70
	Gas Pipe [Ø, inch]	1/2"	1/2"	1/2"
	Drain Pipe [Ø, mm]	VP25 (OD 32,ID 25)	VP25 (OD 32,ID 25)	VP25 (OD 32,ID 25)
Refrigerant	Type	R410A	R410A	R410A
	Electronic Expansion Valve	EEV INCLUDED	EEV INCLUDED	EEV INCLUDED
Sound	Sound Pressure [dB(A)]	36/34/32	39/36/33	40/38/35
External Dimension	Net Weight [kg]	12	12	12
	Net Dimensions (WxHxD) [mm]	575 x 250 x 575	575 x 250 x 575	575 x 250 x 575
Panel (Optional)	Model Name	PC4SUFMAN	PC4SUFMAN	PC4SUFMAN
	Type	WindFree™ type	WindFree™ type	WindFree™ type
	Panel Net Weight [kg]	2.7	2.7	2.7
	Net Dimension (WxHxD) [mm]	620 x 57 x 620	620 x 57 x 620	620 x 57 x 620
Drain Pump	Drain Pump	INCLUDED	INCLUDED	INCLUDED
	Max. lifting Height / Displacement [mm /Liter/h]	750 / 24	750 / 24	750 / 24

*Performances are based on the standard test condition.

*Specification maybe subject to change without prior notice.

Individual
Controllers
(Optional)



AR-EH03E



MWR-WE13N



MWR-WG00JN



MWR-SH11N

Panel
(Optional)



PC4SUFMAN

DVMS

SPECIFICATION



WINDFREE™ 4WAY CASSETTE

Model Code		AM045NN4DEH/EU	AM056NN4DEH/EU	AM071NN4DEH/EU	AM090NN4DEH/EU
Features	Type	WINDFREE™ 4 WAY CASSETTE	WINDFREE™ 4 WAY CASSETTE	WINDFREE™ 4 WAY CASSETTE	WINDFREE™ 4 WAY CASSETTE
Power Supply	[Φ, #, V, Hz]	1,2,220-240,50	1,2,220-240,50	1,2,220-240,50	1,2,220-240,50
System	Mode	HP/HR	HP/HR	HP/HR	HP/HR
Capacity	Cooling [kW]	4.50	5.60	7.10	9.00
	Cooling [Btu/hr]	15,400	19,100	24,200	30,700
	Heating [kW]	5.00	6.30	8.00	10.00
	Heating [Btu/hr]	17,100	21,500	27,300	34,100
Power Input (Nominal)	Cooling [W]	32.00	32.00	45.00	62.00
	Heating [W]	32.00	32.00	45.00	62.00
Current Input (Nominal)	Cooling [A]	0.22	0.22	0.31	0.43
	Heating [A]	0.22	0.22	0.31	0.43
Current	MCA [A]	0.30	0.30	0.40	0.60
	MFA [A]	15	15	15	15
Fan	Type	Turbo Fan	Turbo Fan	Turbo Fan	Turbo Fan
	Quantity [ea]	1	1	1	1
	Air Flow Rate [CMM]	14.5/13.5/12.5	15.0/14.0/13.0	17.0/15.5/14.5	19.5/18.0/16.5
	Air Flow Rate [l/s]	242/225/208	250/233/217	283/258/242	325/300/275
Fan Motor	Model	BLDC Motor	BLDC Motor	BLDC Motor	BLDC Motor
	Output x n [W]	65 x 1	65 x 1	65 x 1	65 x 1
Piping Connections	Liquid Pipe [Ø, mm]	6.35	6.35	9.52	9.52
	Liquid Pipe [Ø, inch]	1/4"	1/4"	3/8"	3/8"
	Gas Pipe [Ø, mm]	12.70	12.70	15.88	15.88
	Gas Pipe [Ø, inch]	1/2"	1/2"	5/8"	5/8"
	Drain Pipe [Ø, mm]	VP25 (OD 32,ID 25)	VP25 (OD 32,ID 25)	VP25 (OD 32,ID 25)	VP25 (OD 32,ID 25)
Refrigerant	Type	R410A	R410A	R410A	R410A
	Electronic Expansion Valve	EEV INCLUDED	EEV INCLUDED	EEV INCLUDED	EEV INCLUDED
Sound	Sound Pressure [dB(A)]	33/32/30	33/32/30	35/34/33	39/36/33
External Dimension	Net Weight [kg]	15	15	15	15
	Net Dimensions (WxHxD) [mm]	840 x 204 x 840	840 x 204 x 840	840 x 204 x 840	840 x 204 x 840
Panel (Optional)	Model Name	PC4NUFMAN	PC4NUFMAN	PC4NUFMAN	PC4NUFMAN
	Type	WindFree™ type	WindFree™ type	WindFree™ type	WindFree™ type
	Panel Net Weight [kg]	6.3	6.3	6.3	6.3
	Net Dimension (WxHxD) [mm]	950 x 64 x 950	950 x 64 x 950	950 x 64 x 950	950 x 64 x 950
Drain Pump	Drain Pump	INCLUDED	INCLUDED	INCLUDED	INCLUDED
	Max. lifting Height / Displacement [mm /Liter/h]	750 / 24	750 / 24	750 / 24	750 / 24

*Performances are based on the standard test condition.

*Specification maybe subject to change without prior notice.

Individual
Controllers
(Optional)



AR-EH03E



MWR-WE13N



MWR-WG00JN



MWR-SH11N

Panel
(Optional)



PC4NUFMAN



WINDFREE™ 4WAY CASSETTE

Model Code		AM112NN4DEH/EU	AM128NN4DEH/EU	AM140NN4DEH/EU
Features	Type	WINDFREE™ 4 WAY CASSETTE	WINDFREE™ 4 WAY CASSETTE	WINDFREE™ 4 WAY CASSETTE
Power Supply	[Φ, #, V, Hz]	1,2,220-240,50	1,2,220-240,50	1,2,220-240,50
System	Mode	HP/HR	HP/HR	HP/HR
Capacity	Cooling [kW]	11.20	12.80	14.00
	Cooling [Btu/hr]	38,200	43,700	47,800
	Heating [kW]	12.50	13.80	16.00
	Heating [Btu/hr]	42,700	47,100	54,600
Power Input (Nominal)	Cooling [W]	78.00	73.00	89.00
	Heating [W]	78.00	73.00	89.00
Current Input (Nominal)	Cooling [A]	0.55	0.51	0.62
	Heating [A]	0.55	0.51	0.62
Current	MCA [A]	0.70	0.70	0.80
	MFA [A]	15	15	15
Fan	Type	Turbo Fan	Turbo Fan	Turbo Fan
	Quantity [ea]	1	1	1
	Air Flow Rate [CMM]	26.0/24.0/22.0	28.0/26.0/23.0	30.0/28.0/26.0
	Air Flow Rate [L/s]	433/400/367	467/433/383	500/467/433
Fan Motor	Model	BLDC Motor	BLDC Motor	BLDC Motor
	Output x n [W]	65 x 1	97 x 1	97 x 1
Piping Connections	Liquid Pipe [Ø, mm]	9.52	9.52	9.52
	Liquid Pipe [Ø, inch]	3/8"	3/8"	3/8"
	Gas Pipe [Ø, mm]	15.88	15.88	15.88
	Gas Pipe [Ø, inch]	5/8"	5/8"	5/8"
	Drain Pipe [Ø, mm]	VP25 (OD 32,ID 25)	VP25 (OD 32,ID 25)	VP25 (OD 32,ID 25)
Refrigerant	Type	R410A	R410A	R410A
	Electronic Expansion Valve	EEV INCLUDED	EEV INCLUDED	EEV INCLUDED
Sound	Sound Pressure [dB(A)]	40/38/35	42/40/35	44/41/35
External Dimension	Net Weight [kg]	16.5	18.5	18.5
	Net Dimensions (WxHxD) [mm]	840 x 246 x 840	840 x 288 x 840	840 x 288 x 840
	Model Name	PC4NUFMAN	PC4NUFMAN	PC4NUFMAN
Panel (Optional)	Type	WindFree™ type	WindFree™ type	WindFree™ type
	Panel Net Weight [kg]	6.3	6.3	6.3
	Net Dimension (WxHxD) [mm]	950 x 64 x 950	950 x 64 x 950	950 x 64 x 950
Drain Pump	Drain Pump	INCLUDED	INCLUDED	INCLUDED
	Max. lifting Height / Displacement [mm /Liter/h]	750 / 24	750 / 24	750 / 24

*Performances are based on the standard test condition.

*Specification maybe subject to change without prior notice.



AR-EH03E




MWR-WE13N



MWR-WG00JN



MWR-SH11N



PC4NUFMAN

DVM S

SPECIFICATION



WINDFREE™ 4WAY CASSETTE

Model code		AM170TN4DKH/EA
Type		WindFree™ 4 Way Cassette
Power Supply (Φ, #, V, Hz)		1,2,220-240,50
Mode type		HP/HR
Capacity	Cooling (kW)	17.00
	Cooling (Btu/h)	58,000
	Heating (kW)	19.00
	Heating (Btu/h)	64,800
Power Input (Nominal)	Cooling (W)	98.00
	Heating (W)	98.00
Current Input (Nominal)	Cooling (A)	0.83
	Heating (A)	0.83
Fan	Type	Turbo Fan
	Motor Output x n (W)	97 x 1
	Air Flow Rate H/M/L (CMM)	34.00 / 29.00 / 26.00
	Air Flow Rate H/M/L (l/s)	566.67/483.33/433.33
Piping Connections	Liquid Pipe (Φ,mm)	9.52
	Liquid Pipe (Φ, inch)	3/8"
	Gas Pipe (Φ,mm)	19.05
	Gas Pipe (Φ, inch)	3/4"
	Drain Pipe (Φ,mm)	VP25 (OD 32,ID 25)
Refrigerant	Type	R410A
Sound	Sound Pressure (dB(A))	45.0/43.0/40.0
Dimensions	Net Weight (kg)	25.00
	Net Dimensions (W×H×D) (mm)	840 x 372 x 840
Panel size	Panel model	PC4NUFMAN
	Panel Net Weight (kg)	5.80
	Net Dimensions (W×H×D) (mm)	950 x 45 x 950

*Performances are based on the standard test condition.

*Specification maybe subject to change without prior notice.

Individual
Controllers
(Optional)



AR-EH03E



MWR-WE13N



MWR-WG00JN



MWR-SH11N

Panel
(Optional)



PC4NUFMAN



WINDFREE™ 1 WAY CASSETTE

Model Code		AM017NN1PEH/EU	AM022NN1PEH/EU	AM022NN1DEH/EU	AM028NN1DEH/EU
Features	Type	WINDFREE™ 1 WAY CASSETTE	WINDFREE™ 1 WAY CASSETTE	WINDFREE™ 1 WAY CASSETTE	WINDFREE™ 1 WAY CASSETTE
Power Supply [Φ, #, V, Hz]		1,2,220-240,50	1,2,220-240,50	1,2,220-240,50	1,2,220-240,50
System	Mode	HP/HR	HP/HR	HP/HR	HP/HR
Capacity	Cooling [kW]	1.70	2.20	2.20	2.80
	Cooling [Btu/hr]	5,800	7,500	7,500	9,600
	Heating [kW]	1.90	2.50	2.50	3.20
	Heating [Btu/hr]	6,500	8,500	8,500	10,900
Power Input (Nominal)	Cooling [W]	24.00	25.00	40.00	45.00
	Heating [W]	24.00	25.00	40.00	45.00
Current Input (Nominal)	Cooling [A]	0.14	0.15	0.20	0.23
	Heating [A]	0.14	0.15	0.20	0.23
Current	MCA [A]	0.18	0.19	0.25	0.29
	MFA [A]	15	15	15	15
Fan	Type	Crossflow Fan	Crossflow Fan	Crossflow Fan	Crossflow Fan
	Air Flow Rate [m³/min]	4.80/4.30/4.10	5.10/4.60/4.30	6.00/5.00/4.00	7.00/6.00/5.00
	Air Flow Rate [l/s]	80.00/71.67/68.33	85.00/76.67/71.67	100.00/83.33/66.67	116.67/100.00/83.33
Fan Motor	Model	BLDC Motor	BLDC Motor	AC Motor	AC Motor
	Output x n [W]	27 x 1	27 x 1	17 x 1	17 x 1
Piping Connections	Liquid Pipe [Type]	Flare Connection	Flare Connection	Flare Connection	Flare Connection
	Liquid Pipe [Φ, mm]	6.35	6.35	6.35	6.35
	Liquid Pipe [Ø, inch]	1/4"	1/4"	1/4"	1/4"
	Gas Pipe [Type]	Flare Connection	Flare Connection	Flare Connection	Flare Connection
	Gas Pipe [Φ, mm]	12.70	12.70	12.70	12.70
	Gas Pipe [Ø, inch]	1/2"	1/2"	1/2"	1/2"
Refrigerant	Type	R410A	R410A	R410A	R410A
	Electronic Expansion Valve	EEV INCLUDED	EEV INCLUDED	EEV INCLUDED	EEV INCLUDED
Sound	Sound Pressure [dB(A)]	28 / 26 / 24	29 / 26 / 24	29 / 26 / 24	32 / 28 / 24
External Dimension	Net Weight [kg]	8	8	10	10
	Net Dimensions (WxHxD) [mm]	740 x 135 x 360	740 x 135 x 360	970 x 135 x 410	970 x 135 x 410
Panel (Optional)	Model Name	PC1MWFMAN	PC1MWFMAN	PC1NWFMAN	PC1NWFMAN
	Type	WindFree™	WindFree™	WindFree™	WindFree™

*Performances are based on the standard test condition.

*Specification maybe subject to change without prior notice.

Individual
Controllers
(Optional)



AR-EH03E



MWR-WE13N



MWR-WG00JN



MWR-SH11N

Panel
(Optional)



PC1NWFMAN



PC1MWFMAN



PC1BWFMAN

DVMS

SPECIFICATION



WINDFREE™ 1 WAY CASSETTE

Model Code		AM036NN1DEH/EU	AM056NN1DEH/EU	AM071NN1DEH/EU
Features	Type	WINDFREE™ 1 WAY CASSETTE	WINDFREE™ 1 WAY CASSETTE	WINDFREE™ 1 WAY CASSETTE
Power Supply [Φ, #, V, Hz]		1,2,220-240,50	1,2,220-240,50	1,2,220-240,50
System	Mode	HP/HR	HP/HR	HP/HR
Capacity	Cooling [kW]	3.60	5.60	7.10
	Cooling [Btu/hr]	12,300	19,100	24,200
	Heating [kW]	4.00	6.30	8.00
	Heating [Btu/hr]	13,600	21,500	27,300
Power Input (Nominal)	Cooling [W]	50.00	55.00	80.00
	Heating [W]	50.00	55.00	80
Current Input (Nominal)	Cooling [A]	0.25	0.28	0.40
	Heating [A]	0.25	0.28	0.40
Current	MCA [A]	0.31	0.35	0.50
	MFA [A]	15	15	15.00
Fan	Type	Crossflow Fan	Crossflow Fan	Crossflow Fan
	Air Flow Rate [m³/min]	8.00/7.00/6.00	16.00/14.00/12.50	17.00/15.50/14.00
	Air Flow Rate [l/s]	133.33/116.67/100.00	266.67/233.33/208.33	283.33/258.33/233.33
Fan Motor	Model	AC Motor	BLDC Motor	BLDC Motor
	Output x n [W]	17 x 1	54 x 1	54 x 1
Piping Connections	Liquid Pipe [Type]	Flare Connection	Flare Connection	Flare Connection
	Liquid Pipe [Φ, mm]	6.35	6.35	9.52
	Liquid Pipe [Ø, inch]	1/4"	1/4"	3/8"
	Gas Pipe [Type]	Flare Connection	Flare Connection	Flare Connection
	Gas Pipe [Φ, mm]	12.70	12.70	15.88
	Gas Pipe [Ø, inch]	1/2"	1/2"	5/8"
Refrigerant	Type	R410A	R410A	R410A
	Electronic Expansion Valve	EEV INCLUDED	EEV INCLUDED	EEV INCLUDED
Sound	Sound Pressure [dB(A)]	37 / 33 / 30	41 / 38 / 35	42 / 39 / 36
External Dimension	Net Weight [kg]	10	13.5	13.5
	Net Dimensions (WxHxD) [mm]	970 x 135 x 410	1200 x 138 x 450	1200 x 138 x 450
Panel (Optional)	Model Name	PC1NWFMAN	PC1BWFMAN	PC1BWFMAN
	Type	WindFree™	WindFree™	WindFree™

*Performances are based on the standard test condition.

*Specification maybe subject to change without prior notice.





2 WAY CASSETTE

Model Code		AM056FN2DEH/EU	AM071FN2DEH/EU
Features	Type	2 Way CST	2 Way CST
Power Supply (Φ, #, V, Hz)		1,2,220-240,50	1,2,220-240,50
System	Mode	HP/HR	HP/HR
Capacity	Cooling [kW]	5.6	7.1
	Cooling [Btu/hr]	19,100	24,200
	Heating [kW]	6.3	8.0
	Heating [Btu/hr]	21,500	27,300
Power Input (Nominal)	Cooling [W]	70	75
	Heating [W]	70	75
Current Input (Nominal)	Cooling [A]	0.38	0.4
	Heating [A]	0.38	0.4
Fan	Type	Crossflow Fan	Crossflow Fan
	Output x n [W]	14	14
	Air Flow Rate [CMM]	14 / 13 / 12	15 / 14 / 13
	Air Flow Rate [l/s]	233.33 / 216.67 / 200.00	250.00 / 233.33 / 216.67
	External Static Pressure (Max) [mmAq]	-	-
	External Static Pressure (Max) [Pa]	-	-
Piping Connections	Liquid Pipe [Ø, mm]	6.35	9.52
	Liquid Pipe [Ø, inch]	1/4	3/8
	Gas Pipe [Ø, mm]	12.7	15.88
	Gas Pipe [Ø, inch]	1/2	5/8
	Drain Pipe [Ø, mm]	VP25 (OD 32,ID 25)	VP25 (OD 32,ID 25)
Refrigerant	Type	R410A	R410A
Sound	Sound Pressure [dB(A)]	38 / 37 / 35	41 / 39 / 37
External Dimension	Net Weight [kg]	21.0	22.0
	Net Dimensions (WxHxD) [mm]	890 x 230 x 575	890 x 230 x 575
Panel (Optional)	Panel Model	PC2NUSMEN	PC2NUSMEN
	Panel Net Weight [kg]	4	4
	Net Dimension (WxHxD) [mm]	1,030 x 25 x 650	1,030 x 25 x 650

*Performances are based on the standard test condition.

*Specification maybe subject to change without prior notice.

Individual
Controllers
(Optional)



MWR-WE13N MWR-SH11N MWR-SH00N AR-EH03E

Panel
(Optional)



PC2NUSMEN

DVMS

SPECIFICATION



SLIM DUCT + DRAIN PUMP

Model Code		AM017KNLDEH/EU	AM022KNLDEH/EU	AM028KNLDEH/EU	AM036KNLDEH/EU
Features	Type	Slim Duct	Slim Duct	Slim Duct	Slim Duct
Power Supply (Φ, #, V, Hz)		1,2,220-240,50	1,2,220-240,50	1,2,220-240,50	1,2,220-240,50
System	Mode	HP/HR	HP/HR	HP/HR	HP/HR
Capacity	Cooling [kW]	1.7	2.2	2.8	3.6
	Cooling [Btu/hr]	5,800	7,500	9,600	12,300
	Heating [kW]	1.9	2.5	3.2	4.0
	Heating [Btu/hr]	6,500	8,500	10,900	13,600
Power Input (Nominal)	Cooling [W]	28	30	34	40
	Heating [W]	28	30	36	42
Current Input (Nominal)	Cooling [A]	0.23	0.25	0.28	0.33
	Heating [A]	0.23	0.25	0.30	0.35
Fan	Type	Sirocco Fan	Sirocco Fan	Sirocco Fan	Sirocco Fan
	Output x n [W]	69 x 1	69 x 1	69 x 1	69 x 1
	Air Flow Rate [CMM]	5.45 / 4.45 / 3.80	6.00 / 4.90 / 3.80	7.05 / 5.15 / 4.35	8.20 / 6.50 / 4.90
	Air Flow Rate [l/s]	90.83 / 74.17 / 63.33	100 / 81.67 / 63.33	117.5 / 85.83 / 72.5	136.67 / 108.33 / 81.67
	External Static Pressure (Max) [mmAq]	0.0 / 1.0 / 3.0	0.0 / 1.0 / 3.0	0.0 / 1.0 / 3.0	0.0 / 1.0 / 3.0
	External Static Pressure (Max) [Pa]	0.00 / 9.81 / 29.42	0.00 / 9.81 / 29.42	0.00 / 9.81 / 29.42	0.00 / 9.81 / 29.42
Piping Connections	Liquid Pipe [Ø, mm]	6.35	6.35	6.35	6.35
	Liquid Pipe [Ø, inch]	1/4	1/4	1/4	1/4
	Gas Pipe [Ø, mm]	12.7	12.7	12.7	12.7
	Gas Pipe [Ø, inch]	1/2	1/2	1/2	1/2
	Drain Pipe [Ø, mm]	VP25 (OD 32,ID 25)	VP25 (OD 32,ID 25)	VP25 (OD 32,ID 25)	VP25 (OD 32,ID 25)
Refrigerant	Type	R410A	R410A	R410A	R410A
Sound	Sound Pressure [dB(A)]	25 / 22 / 19	26 / 23 / 19	28 / 24 / 19	31 / 26 / 20
External Dimension	Net Weight [kg]	15.3	15.3	15.3	15.7
	Net Dimensions (WxHxD) [mm]	700 x 199 x 440	700 x 199 x 440	700 x 199 x 440	700 x 199 x 440
Air Filter	Type	Long life filter	Long life filter	Long life filter	Long life filter

*Performances are based on the standard test condition.

*Specification maybe subject to change without prior notice.

Individual
Controllers
(Optional)



MWR-WE13N MWR-SH11N MWR-SH00N AR-EH03E MRK-A10N

SLIM DUCT + DRAIN PUMP



Model Code		AM045KNLDEH/EU	AM056KNLDEH/EU	AM071KNLDEH/EU
Features	Type	Slim Duct	Slim Duct	Slim Duct
Power Supply (Φ, #, V, Hz)		1,2,220-240,50	1,2,220-240,50	1,2,220-240,50
System	Mode	HP/HR	HP/HR	HP/HR
Capacity	Cooling [kW]	4.5	5.6	7.1
	Cooling [Btu/hr]	15,400	19,100	24,200
	Heating [kW]	5.0	6.3	8.0
	Heating [Btu/hr]	17,100	21,500	27,300
Power Input (Nominal)	Cooling [W]	90	95	120
	Heating [W]	90	95	120
Current Input (Nominal)	Cooling [A]	0.52	0.53	0.6
	Heating [A]	0.52	0.53	0.60
Fan	Type	Sirocco Fan	Sirocco Fan	Sirocco Fan
	Output x n [W]	-	-	-
	Air Flow Rate [CMM]	11.00 / 9.60 / 8.30	12.00 / 10.50 / 9.00	16.50 / 15.00 / 13.50
	Air Flow Rate [l/s]	183.33 / 160.00 / 138.33	200.00 / 175.00 / 150.00	275.00 / 250.00 / 225.00
	External Static Pressure (Max) [mmAq]	0.00 / 2.00 / 4.00	0.00 / 2.00 / 4.00	0.00 / 2.00 / 4.00
	External Static Pressure (Max) [Pa]	0.00 / 19.61 / 39.23	0.00 / 19.61 / 39.23	0.00 / 19.61 / 39.23
Piping Connections	Liquid Pipe [Ø, mm]	6.35	6.35	9.52
	Liquid Pipe [Ø, inch]	1/4	1/4	3/8
	Gas Pipe [Ø, mm]	12.7	12.7	15.88
	Gas Pipe [Ø, inch]	1/2	1/2	5/8
	Drain Pipe [Ø, mm]	VP25 (OD 32,ID 25)	VP25 (OD 32,ID 25)	VP25 (OD 32,ID 25)
Refrigerant	Type	R410A	R410A	R410A
Sound	Sound Pressure [dB(A)]	35 / 31 / 26	36 / 34 / 31	38 / 36 / 33
External Dimension	Net Weight [kg]	24.5	24.5	30.5
	Net Dimensions (WxHxD) [mm]	900 x 199 x 600	900 x 199 x 600	1,100 x 199 x 600
Air Filter	Type	Long life filter	Long life filter	Long life filter

*Performances are based on the standard test condition.

*Specification maybe subject to change without prior notice.

Individual
Controllers
(Optional)



MWR-WE13N MWR-SH11N MWR-SH00N AR-EH03E

MRK-A10N

DVMS

SPECIFICATION



SLIM DUCT + DRAIN PUMP

Model Code		AM090KNLDEH/EU	AM112KNLDEH/EU	AM128KNLDEH/EU	AM140KNLDEH/EU
Features	Type	Slim Duct	Slim Duct	Slim Duct	Slim Duct
Power Supply (Φ, #, V, Hz)		1,2,220-240,50	1,2,220-240,50	1,2,220-240,50	1,2,220-240,50
System	Mode	HP/HR	HP/HR	HP/HR	HP/HR
Capacity	Cooling [kW]	9.0	11.2	12.8	14.0
	Cooling [Btu/hr]	30,700	38,200	43,700	47,800
	Heating [kW]	10.0	12.5	13.8	16.0
	Heating [Btu/hr]	34,100	42,700	47,100	54,600
Power Input (Nominal)	Cooling [W]	170	170	200	220
	Heating [W]	170	170	200	220
Current Input (Nominal)	Cooling [A]	0.96	0.96	1.28	1.43
	Heating [A]	0.96	0.96	1.28	1.43
Fan	Type	Sirocco Fan	Sirocco Fan	Sirocco Fan	Sirocco Fan
	Output x n [W]	-	-	-	-
	Air Flow Rate [CMM]	29.00 / 27.00 / 25.00	31.20 / 29.00 / 27.00	34.00 / 32.00 / 30.00	36.00 / 34.00 / 32.00
	Air Flow Rate [l/s]	483.33 / 450.00 / 416.67	520.00 / 483.33 / 450.00	566.67 / 533.33 / 500.00	600.00 / 566.67 / 533.33
	External Static Pressure (Max) [mmAq]	0.00 / 3.00 / 6.00	0.00 / 3.00 / 6.00	0.00 / 3.00 / 6.00	0.00 / 3.00 / 6.00
	External Static Pressure (Max) [Pa]	0.00 / 29.42 / 58.84	0.00 / 29.42 / 58.84	0.00 / 29.42 / 58.84	0.00 / 29.42 / 58.84
Piping Connections	Liquid Pipe [Ø, mm]	9.52	9.52	9.52	9.52
	Liquid Pipe [Ø, inch]	3/8	3/8	3/8	3/8
	Gas Pipe [Ø, mm]	15.88	15.88	15.88	15.88
	Gas Pipe [Ø, inch]	5/8	5/8	5/8	5/8
	Drain Pipe [Ø, mm]	VP25 (OD 32,ID 25)	VP25 (OD 32,ID 25)	VP25 (OD 32,ID 25)	VP25 (OD 32,ID 25)
Refrigerant	Type	R410A	R410A	R410A	R410A
Sound	Sound Pressure [dB(A)]	37 / 36 / 34	37 / 36 / 34	37 / 36 / 34	39 / 38 / 36
External Dimension	Net Weight [kg]	40.5	40.5	42.0	42.0
	Net Dimensions (WxHxD) [mm]	1,300 x 295 x 690	1,300 x 295 x 690	1,300 x 295 x 690	1,300 x 295 x 690
Air Filter	Type	Long life filter	Long life filter	Long life filter	Long life filter

*Performances are based on the standard test condition.

*Specification maybe subject to change without prior notice.

Individual
Controllers
(Optional)



MWR-WE13N MWR-SH11N MWR-SH00N AR-EH03E MRK-A10N



HOME DUCT + DRAIN PUMP

Model Code		AM045MNLDEH/EU	AM056MNLDEH/EU	AM071MNLDEH/EU
Features	Type	Home Duct	Home Duct	Home Duct
Power Supply (Φ, #, V, Hz)		1,2,220-240,50	1,2,220-240,50	1,2,220-240,50
System	Mode	HP/HR	HP/HR	HP/HR
Capacity	Cooling [kW]	4.50	5.60	7.10
	Cooling [Btu/hr]	15,400	19,100	24,200
	Heating [kW]	5.00	6.30	8.00
	Heating [Btu/hr]	17,100	21,500	27,300
Power Input (Nominal)	Cooling [W]	51.00	73.00	82.00
	Heating [W]	46.00	68.00	77.00
Current Input (Nominal)	Cooling [A]	0.45	0.62	0.69
	Heating [A]	0.41	0.58	0.65
Fan	Type	Sirocco Fan	Sirocco Fan	Sirocco Fan
	Output x n [W]	84 x 1	84 x 1	84 x 1
	Air Flow Rate [CMM]	12.50 / 10.00 / 7.50	15.50 / 12.50 / 9.50	18.00 / 14.50 / 11.00
	Air Flow Rate [l/s]	208.33 / 166.67 / 125.00	258.33 / 208.33 / 158.33	300.00 / 241.67 / 183.33
	External Static Pressure (Max) [mmAq]	0.00 / 2.00 / 4.00	0.00 / 2.00 / 4.00	0.00 / 2.00 / 4.00
	External Static Pressure (Max) [Pa]	0.00 / 19.61 / 39.23	0.00 / 19.61 / 39.23	0.00 / 19.61 / 39.23
Piping Connections	Liquid Pipe [Ø, mm]	6.35	6.35	9.52
	Liquid Pipe [Ø, inch]	1/4"	1/4"	3/8"
	Gas Pipe [Ø, mm]	12.70	12.70	15.88
	Gas Pipe [Ø, inch]	1/2"	1/2"	5/8"
	Drain Pipe [Ø, mm]	VP25 (OD 32,ID 25)	VP25 (OD 32,ID 25)	VP25 (OD 32,ID 25)
Refrigerant	Type	R410A	R410A	R410A
	Control Method	EEV INCLUDED	EEV INCLUDED	EEV INCLUDED
Sound	Sound Pressure [dB(A)]	32.0 / 28.0 / 25.0	34.0 / 30.0 / 26.0	34.0 / 30.0 / 27.0
External Dimension	Net Weight [kg]	18.90	18.90	22.30
	Net Dimensions (WxHxD) [mm]	900 x 199 x 440	900 x 199 x 440	1100 x 199 x 440

*Performances are based on the standard test condition.

*Specification maybe subject to change without prior notice.

Individual
Controllers
(Optional)



MWR-WE13N MWR-SH11N MWR-SH00N AR-EH03E

MRK-A10N

DVM S

SPECIFICATION



MSP DUCT + DRAIN PUMP

Model Code		AM022KNMDEH/EU	AM028KNMDEH/EU	AM036KNMDEH/EU	AM045KNMDEH/EU
Features	Type	MSP Duct	MSP Duct	MSP Duct	MSP Duct
Power Supply (Φ, #, V, Hz)		1,2,220-240,50	1,2,220-240,50	1,2,220-240,50	1,2,220-240,50
System	Mode	HP/HR	HP/HR	HP/HR	HP/HR
Capacity	Cooling [kW]	2.2	2.8	3.6	4.5
	Cooling [Btu/hr]	7,500	9,600	12,300	15,400
	Heating [kW]	2.5	3.2	4.0	5.0
	Heating [Btu/hr]	8,500	10,900	13,600	17,100
Power Input (Nominal)	Cooling [W]	80	80	85	125
	Heating [W]	80	80	85	125
Current Input (Nominal)	Cooling [A]	0.40	0.40	0.55	1.15
	Heating [A]	0.40	0.40	0.55	1.15
Fan	Type	Sirocco Fan	Sirocco Fan	Sirocco Fan	Sirocco Fan
	Output x n [W]	69	69	112	219
	Air Flow Rate [CMM]	8.50 / 7.50 / 6.30	10.00 / 9.20 / 7.50	12.00 / 10.20 / 8.80	14.00 / 12.00 / 10.50
	Air Flow Rate [l/s]	141.67 / 125.00 / 105.00	166.67 / 153.33 / 125.00	200.00 / 170.00 / 146.67	233.33 / 200.00 / 175.0
	External Static Pressure (Max) [mmAq]	0.00 / 2.00 / 6.00	0.00 / 2.00 / 6.00	0.00 / 2.00 / 6.00	0.00 / 4.00 / 8.00
	External Static Pressure (Max) [Pa]	0.00 / 19.61 / 58.84	0.00 / 19.61 / 58.84	0.00 / 19.61 / 58.84	0.00 / 39.23 / 78.45
Piping Connections	Liquid Pipe [Ø, mm]	6.35	6.35	6.35	6.35
	Liquid Pipe [Ø, inch]	1/4	1/4	1/4	1/4
	Gas Pipe [Ø, mm]	12.7	12.7	12.7	12.7
	Gas Pipe [Ø, inch]	1/2	1/2	1/2	1/2
	Drain Pipe [Ø, mm]	VP25 (OD 32,ID 25)	VP25 (OD 32,ID 25)	VP25 (OD 32,ID 25)	VP25 (OD 32,ID 25)
Refrigerant	Type	R410A	R410A	R410A	R410A
Sound	Sound Pressure [dB(A)]	23 / 21 / 19	24 / 22 / 19	29 / 27 / 24	32 / 30 / 28
External Dimension	Net Weight [kg]	24	24.0	24.0	28.5
	Net Dimensions (WxHxD) [mm]	900 x 199 x 600	900 x 199 x 600	900 x 199 x 600	900 x 260 x 480
Air Filter	Type	Long life filter	Long life filter	Long life filter	Long life filter

*Performances are based on the standard test condition.

*Specification maybe subject to change without prior notice.

Individual
Controllers
(Optional)



MWR-WE13N MWR-SH11N MWR-SH00N AR-EH03E MRK-A10N



MSP DUCT + DRAIN PUMP

Model Code		AM056KNMDEH/EU	AM071KNMDEH/EU	AM090KNMDEH/EU
Features	Type	MSP Duct	MSP Duct	MSP Duct
Power Supply (Φ, #, V, Hz)		1,2,220-240,50	1,2,220-240,50	1,2,220-240,50
System	Mode	HP/HR	HP/HR	HP/HR
Capacity	Cooling [kW]	5.6	7.1	9.0
	Cooling [Btu/hr]	19,100	24,200	30,700
	Heating [kW]	6.3	8.0	10.0
	Heating [Btu/hr]	21,500	27,300	34,100
Power Input (Nominal)	Cooling [W]	130	190	240
	Heating [W]	130	190	240
Current Input (Nominal)	Cooling [A]	1.10	1.25	1.30
	Heating [A]	1.10	1.25	1.30
Fan	Type	Sirocco Fan	Sirocco Fan	Sirocco Fan
	Output x n [W]	124	124	130
	Air Flow Rate [CMM]	14.50 / 13.00 / 11.50	18.50 / 17.00 / 15.50	19.50 / 18.00 / 16.50
	Air Flow Rate [l/s]	241.67 / 216.67 / 191.67	308.33 / 283.33 / 258.33	325.00 / 300.00 / 275.00
	External Static Pressure (Max) [mmAq]	0.00 / 4.00 / 8.00	0.00 / 4.00 / 8.00	4.00 / 6.00 / 8.00
	External Static Pressure (Max) [Pa]	0.00 / 39.23 / 78.45	0.00 / 39.23 / 78.45	39.23 / 58.84 / 78.45
Piping Connections	Liquid Pipe [Ø, mm]	6.35	9.52	9.52
	Liquid Pipe [Ø, inch]	1/4	3/8	3/8
	Gas Pipe [Ø, mm]	12.7	15.88	15.88
	Gas Pipe [Ø, inch]	1/2	5/8	5/8
	Drain Pipe [Ø, mm]	VP25 (OD 32,ID 25)	VP25 (OD 32,ID 25)	VP25 (OD 32,ID 25)
Refrigerant	Type	R410A	R410A	R410A
Sound	Sound Pressure [dB(A)]	35 / 33 / 31	39 / 35 / 31	40 / 37 / 34
External Dimension	Net Weight [kg]	28.5	28.5	32.5
	Net Dimensions (WxHxD) [mm]	900 x 260 x 480	900 x 260 x 480	1,150 x 260 x 480
Air Filter	Type	Long life filter	Long life filter	Long life filter

*Performances are based on the standard test condition.

*Specification maybe subject to change without prior notice.

Individual
Controllers
(Optional)



MWR-WE13N



MWR-SH11N



MWR-SH00N



AR-EH03E



MRK-A10N

DVMS

SPECIFICATION



MSP DUCT + DRAIN PUMP

Model Code		AM112KNMDEH/EU	AM128KNMDEH/EU	AM140KNMDEH/EU
Features	Type	MSP Duct	MSP Duct	MSP Duct
Power Supply (Φ, #, V, Hz)		1,2,220-240,50	1,2,220-240,50	1,2,220-240,50
System	Mode	HP/HR	HP/HR	HP/HR
Capacity	Cooling [kW]	11.2	12.8	14.0
	Cooling [Btu/hr]	38,200	43,700	47,800
	Heating [kW]	12.5	13.8	16.0
	Heating [Btu/hr]	42,700	47,100	54,600
Power Input (Nominal)	Cooling [W]	260	370	410
	Heating [W]	260	370	410
Current Input (Nominal)	Cooling [A]	1.17	1.67	1.86
	Heating [A]	1.17	1.67	1.86
Fan	Type	Sirocco Fan	Sirocco Fan	Sirocco Fan
	Output x n [W]	130	218	218
	Air Flow Rate [CMM]	27.00 / 25.00 / 23.00	32.00 / 30.00 / 28.00	37.00 / 34.00 / 31.00
	Air Flow Rate [l/s]	450.00 / 416.67 / 383.33	533.33 / 500.00 / 466.67	616.67 / 566.67 / 516.67
	External Static Pressure (Max) [mmAq]	4.00 / 8.00 / 12.00	4.00 / 8.00 / 14.00	4.00 / 8.00 / 14.00
	External Static Pressure (Max) [Pa]	39.23 / 78.45 / 117.68	39.23 / 78.45 / 137.29	39.23 / 78.45 / 137.29
Piping Connections	Liquid Pipe [Ø, mm]	9.52	9.52	9.52
	Liquid Pipe [Ø, inch]	3/8	3/8	3/8
	Gas Pipe [Ø, mm]	15.88	15.88	15.88
	Gas Pipe [Ø, inch]	5/8	5/8	5/8
	Drain Pipe [Ø, mm]	VP25 (OD 32,ID 25)	VP25 (OD 32,ID 25)	VP25 (OD 32,ID 25)
Refrigerant	Type	R410A	R410A	R410A
Sound	Sound Pressure [dB(A)]	41 / 40 / 38	41 / 40 / 38	42 / 39 / 36
External Dimension	Net Weight [kg]	36.0	48.5	48.5
	Net Dimensions (WxHxD) [mm]	1,150 x 320 x 480	1,200 x 360 x 650	1,200 x 360 x 650
Air Filter	Type	Long life filter	Long life filter	Long life filter

*Performances are based on the standard test condition.

*Specification maybe subject to change without prior notice.

Individual
Controllers
(Optional)



MWR-WE13N



MWR-SH11N



MWR-SH00N



AR-EH03E



MRK-A10N



MSP DUCT + DRAIN PUMP

Model Code		AM160KNMDEH1EU
Features	Type	MSP Duct
Power Supply (Φ, #, V, Hz)		1,2,220-240,50
System	Mode	HP/HR
Capacity	Cooling [kW]	16.0
	Cooling [Btu/hr]	54,600
	Heating [kW]	18.0
	Heating [Btu/hr]	61,400
Power Input (Nominal)	Cooling [W]	485
	Heating [W]	485
Current Input (Nominal)	Cooling [A]	2.24
	Heating [A]	2.24
Fan	Type	Sirocco Fan
	Output x n [W]	370
	Air Flow Rate [CMM]	43.00 / 38.00 / 30.50
	Air Flow Rate [l/s]	716.67 / 633.33 / 508.33
	External Static Pressure (Max) [mmAq]	4.00 / 8.00 / 14.00
	External Static Pressure (Max) [Pa]	39.23 / 78.45 / 137.29
Piping Connections	Liquid Pipe [Ø, mm]	9.52
	Liquid Pipe [Ø, inch]	3/8
	Gas Pipe [Ø, mm]	15.88
	Gas Pipe [Ø, inch]	5/8
	Drain Pipe [Ø, mm]	VP25 (OD 32,ID 25)
Refrigerant	Type	R410A
Sound	Sound Pressure [dB(A)]	43 / 40 / 36
External Dimension	Net Weight [kg]	50.5
	Net Dimensions (WxHxD) [mm]	1,200 x 360 x 650
Air Filter	Type	Long life filter

*Performances are based on the standard test condition.

*Specification maybe subject to change without prior notice.

Individual
Controllers
(Optional)



MWR-WE13N MWR-SH11N MWR-SH00N AR-EH03E MRK-A10N

DVM S

SPECIFICATION



HSP DUCT

Model Code		AM112FNHDEH/EU	AM128FNHDEH/EU	AM140FNHDEH/EU
Features	Type	HSP Duct	HSP Duct	HSP Duct
Power Supply (Φ, #, V, Hz)		1,2,220-240,50	1,2,220-240,50	1,2,220-240,50
System	Mode	HP/HR	HP/HR	HP/HR
Capacity	Cooling [kW]	11.2	12.8	14.0
	Cooling [Btu/hr]	38,200	43,700	47,800
	Heating [kW]	12.5	13.8	16.8
	Heating [Btu/hr]	42,700	47,100	57,300
Power Input (Nominal)	Cooling [W]	305	333	385
	Heating [W]	305	333	385
Current Input (Nominal)	Cooling [A]	3.6	3.75	3.9
	Heating [A]	3.6	3.75	3.9
Fan	Type	Sirocco Fan	Sirocco Fan	Sirocco Fan
	Output x n [W]	-	-	-
	Air Flow Rate [CMM]	32 / 27 / 23	35 / 31 / 26	39 / 33 / 28
	Air Flow Rate [l/s]	533.33 / 450.00 / 383.33	583.33 / 516.67 / 466.67	650.00 / 550.00 / 466.67
	External Static Pressure (Max) [mmAq]	5.0 / 10.0 / 20.0	5.0 / 10.0 / 20.0	5.0 / 10.0 / 20.0
	External Static Pressure (Max) [Pa]	49.0 / 98.1 / 196.1	49.0 / 98.1 / 196.1	49.0 / 98.1 / 196.1
Piping Connections	Liquid Pipe [Ø, mm]	9.52	9.52	9.52
	Liquid Pipe [Ø, inch]	3/8	3/8	3/8
	Gas Pipe [Ø, mm]	15.88	15.88	15.88
	Gas Pipe [Ø, inch]	5/8	5/8	5/8
	Drain Pipe [Ø, mm]	VP25 (OD 32,ID 25)	VP25 (OD 32,ID 25)	VP25 (OD 32,ID 25)
Refrigerant	Type	R410A	R410A	R410A
Sound	Sound Pressure [dB(A)]	43 / 41 / 39	45 / 43 / 42	46 / 45 / 44
External Dimension	Net Weight [kg]	57	57	57
	Net Dimensions (WxHxD) [mm]	1,200 x 360 x 650	1,200 x 360 x 650	1,200 x 360 x 650
Air Filter	Type	Long life filter	Long life filter	Long life filter
Drain pump	Optional	MDP - M075SGU2	MDP - M075SGU2	MDP - M075SGU2

*Performances are based on the standard test condition.

*Specification maybe subject to change without prior notice.





HSP DUCT

Model Code		AM180JNHFKH/EU	AM224JNHFKH/EU	AM280FNHDEH/EU
Features	Type	HSP Duct	HSP Duct	HSP Duct
Power Supply (Φ, #, V, Hz)		1,2,220-240,50	1,2,220-240,50	1,2,220-240,50
System	Mode	HP/HR	HP/HR	HP/HR
Capacity	Cooling [kW]	18	22.4	28.0
	Cooling [Btu/hr]	61,400	76,400	95,500
	Heating [kW]	20.0	25.0	31.5
	Heating [Btu/hr]	68,200	85,300	107,500
Power Input (Nominal)	Cooling [W]	340	530	790
	Heating [W]	340	530	790
Current Input (Nominal)	Cooling [A]	1.9	2.9	5.9
	Heating [A]	1.9	2.9	5.9
Fan	Type	Sirocco Fan	Sirocco Fan	Sirocco Fan
	Output x n [W]	630	630	-
	Air Flow Rate [CMM]	58 / 50 / 43	72 / 61 / 50	72 / 65 / 58
	Air Flow Rate [l/s]	966.67 / 833.33 / 716.67	1,200.00 / 1,016.67 / 833.33	1,200.00 / 1,083.33 / 966.67
	External Static Pressure (Max) [mmAq]	5.0 / 7.34 / 20.0	5.0 / 7.34 / 20.0	5.0 / 15.0 / 28.0
	External Static Pressure (Max) [Pa]	49.0 / 71.93 / 196.0	49.0 / 71.93 / 196.0	49.03 / 147.1 / 274.59
Piping Connections	Liquid Pipe [Ø, mm]	9.52	9.52	9.52
	Liquid Pipe [Ø, inch]	3/8	3/8	3/8
	Gas Pipe [Ø, mm]	19.05	19.05	22.23
	Gas Pipe [Ø, inch]	3/4	3/4	7/8
	Drain Pipe [Ø, mm]	VP25 (OD 25, ID 20)	VP25 (OD 25, ID 20)	VP25 (OD 32, ID 25)
Refrigerant	Type	R410A	R410A	R410A
Sound	Sound Pressure [dB(A)]	43 / 39 / 35	44 / 40 / 36	48 / 46 / 43
External Dimension	Net Weight [kg]	82.5	82.5	89.0
	Net Dimensions (WxHxD) [mm]	1,350 x 450 x 910	1,350 x 450 x 910	1,240 x 470 x 1,040
Air Filter	Type			Long life filter
Drain pump	Optional	MDP - G075SP/MDP-G075SQ	MDP - G075SP/MDP-G075SQ	MDP - N047SNC1D

*Performances are based on the standard test condition.

*Specification maybe subject to change without prior notice.

Individual
Controllers
(Optional)



Drain
Pump
(Optional)



DVMS

SPECIFICATION



O.A.P

Model Code		AM140JNEPEH/EU	AM220JNEPEH/EU	AM280JNEPEH/EU
Features	Type	OAP	OAP	OAP
Power Supply (Φ, #, V, Hz)		1,2,220-240,50	1,2,220-240,50	1,2,220-240,50
System	Mode	HP	HP	HP
Capacity	Cooling [kW]	14.0	22.4	28.0
	Cooling [Btu/hr]	47,800	76,400	95,500
	Heating [kW]	8.9	13.9	17.4
	Heating [Btu/hr]	30,400	47,400	59,400
Power Input (Nominal)	Cooling [W]	220	300	370
	Heating [W]	220	300	370
Current Input (Nominal)	Cooling [A]	1.6	2.2	3
	Heating [A]	1.6	2.2	3
Fan	Type	Sirocco Fan	Sirocco Fan	Sirocco Fan
	Output x n [W]	183	400	400
	Air Flow Rate [CMM]	18	28	35
	Air Flow Rate [l/s]	300	466.67	583.33
	External Static Pressure (Max) [mmAq]	5.0 / 20.39 / 25.0	10.0 / 23.45 / 25.0	10.0 / 25.49 / 27.5
	External Static Pressure (Max) [Pa]	49.0 / 199.82 / 245.0	98.0 / 229.81 / 245.0	98.0 / 249.8 / 269.5
Piping Connections	Liquid Pipe [Ø, mm]	9.52	9.52	9.52
	Liquid Pipe [Ø, inch]	3/8	3/8	3/8
	Gas Pipe [Ø, mm]	15.88	19.05	22.22
	Gas Pipe [Ø, inch]	5/8	3/4	7/8
	Drain Pipe [Ø, mm]	VP25 (OD 32,ID 25)	VP25 (OD 32,ID 25)	VP25 (OD 32,ID 25)
Refrigerant	Type	R410A	R410A	R410A
Sound	Sound Pressure [dB(A)]	42	46	47
External Dimension	Net Weight [kg]	51.0	85.0	85.0
	Net Dimensions (WxHxD) [mm]	1,110 x 390 x 650	1,240 x 470 x 1,040	1,240 x 470 x 1,040
Air Filter	Type	-	-	-
Drain Pump	Optional	MDP-N047SNC0D	MDP-N047SNC1D	MDP-N047SNC1D

*Performances are based on the standard test condition.

*Specification maybe subject to change without prior notice.

Individual
Controllers
(Optional)



MWR-WE13N MWR-SH11N MWR-SH00N AR-EH03E MRK-A10N

Drain
Pump
(Optional)



MDP-N047SNC1D
MDP-N047SNC0D



WALL MOUNTED (AR9500)

Model code		AM015TNVDKH/EU	AM022TNVDKH/EU	AM028TNVDKH/EU
Type		Wind-Free	Wind-Free	Wind-Free
Power Supply (Φ, #, V, Hz)		1,2,220-240,50/60	1,2,220-240,50/60	1,2,220-240,50/60
Mode type		HP/HR	HP/HR	HP/HR
type	Cooling (kW)	1.50	2.20	2.80
	Cooling (Btu/h)	5,100	7,500	9,600
	Heating (kW)	1.70	2.50	3.20
	Heating (Btu/h)	5,800	8,500	10,900
Power Input (Nominal)	Cooling (W)	20.00	24.00	30.00
	Heating (W)	20.00	24.00	30.00
Current Input (Nominal)	Cooling (A)	0.13	0.16	0.20
	Heating (A)	0.13	0.16	0.20
Fan	Type	Crossflow Fan	Crossflow Fan	Crossflow Fan
	Motor Output x n (W)	27 x 1	27 x 1	27 x 1
	Air Flow Rate H/M/L (CMM)	4.90 / 4.50 / 4.10	5.70 / 5.00 / 4.50	8.50 / 7.70 / 6.90
	Air Flow Rate H/M/L (l/s)	81.67 / 75.00 / 68.33	95.00 / 83.33 / 75.00	141.67 / 128.33 / 115.00
Piping Connections	Liquid Pipe (Φ,mm)	6.35	6.35	6.35
	Liquid Pipe (Φ, inch)	1/4"	1/4"	1/4"
	Gas Pipe (Φ,mm)	12.70	12.70	12.70
	Gas Pipe (Φ, inch)	1/2"	1/2"	1/2"
	Drain Pipe (Φ,mm)	ID 18 HOSE	ID 18 HOSE	ID 18 HOSE
Refrigerant	Type	R410A	R410A	R410A
	Control Method	EEV INCLUDED	EEV INCLUDED	EEV INCLUDED
Sound	Sound Pressure (dB(A))	31.0/30.0/27.0	34.0/32.0/30.0	34.0/33.0/32.0
Dimensions	Net Weight (kg)	9.00	9.00	9.50
	Net Dimensions (W×H×D) (mm)	820 x 299 x 215	820 x 299 x 215	820 x 299 x 215

*Performances are based on the standard test condition.

*Specification maybe subject to change without prior notice.

Individual
Controllers
(Optional)



MWR-WE13N MWR-SH11N MWR-WG00JN

DVMS

SPECIFICATION



WALL MOUNTED (AR9500)

Model code		AM036TNVDKH/EU	AM045TNVDKH/EU	AM056TNVDKH/EU
Type		Wind-Free	Wind-Free	Wind-Free
Power Supply (Φ, #, V, Hz)		1,2,220-240,50/60	1,2,220-240,50/60	1,2,220-240,50/60
Mode type		HP/HR	HP/HR	HP/HR
type	Cooling (kW)	3.60	4.50	5.60
	Cooling (Btu/h)	12,300	15,400	19,100
	Heating (kW)	4.00	5.00	6.30
	Heating (Btu/h)	13,600	17,100	21,500
Power Input (Nominal)	Cooling (W)	37.00	40.00	52.00
	Heating (W)	37.00	40.00	52.00
Current Input (Nominal)	Cooling (A)	0.25	0.27	0.35
	Heating (A)	0.25	0.27	0.35
Fan	Type	Crossflow Fan	Crossflow Fan	Crossflow Fan
	Motor Output x n (W)	27 x 1	27 x 1	27 x 1
	Air Flow Rate H/M/L (CMM)	10.30 / 9.10 / 8.30	12.50 / 11.40 / 10.50	15.70 / 13.80 / 12.00
	Air Flow Rate H/M/L (l/s)	171.67 / 151.67 / 138.33	208.33 / 190.00 / 175.00	261.67 / 230.00 / 200.00
Piping Connections	Liquid Pipe (Φ,mm)	6.35	6.35	6.35
	Liquid Pipe (Φ, inch)	1/4"	1/4"	1/4"
	Gas Pipe (Φ,mm)	12.70	12.70	12.70
	Gas Pipe (Φ, inch)	1/2"	1/2"	1/2"
	Drain Pipe (Φ,mm)	ID 18 HOSE	ID 18 HOSE	ID 18 HOSE
Refrigerant	Type	R410A	R410A	R410A
	Control Method	EEV INCLUDED	EEV INCLUDED	EEV INCLUDED
Sound	Sound Pressure (dB(A))	40.0/36.0/34.0	37.0/34.0/33.0	40.0/37.0/34.0
Dimensions	Net Weight (kg)	9.50	12.00	12.00
	Net Dimensions (W×H×D) (mm)	820 x 299 x 215	1055 x 299 x 215	1055 x 299 x 215

*Performances are based on the standard test condition.

*Specification maybe subject to change without prior notice.

Individual
Controllers
(Optional)



MWR-WE13N MWR-SH11N MWR-WG00JN

DVMS

SPECIFICATION



WALL MOUNTED (AR9500)

Model code		AM071TNVDKH/EU	AM082TNVDKH/EU
Type		Wind-Free	Wind-Free
Power Supply (Φ, #, V, Hz)		1,2,220-240,50/60	1,2,220-240,50/60
Mode type		HP/HR	HP/HR
type	Cooling (kW)	6.80	8.20
	Cooling (Btu/h)	23,200	28,000
	Heating (kW)	7.00	8.50
	Heating (Btu/h)	23,900	29,000
Power Input (Nominal)	Cooling (W)	60.00	65.00
	Heating (W)	60.00	65.00
Current Input (Nominal)	Cooling (A)	0.40	0.43
	Heating (A)	0.40	0.43
Fan	Type	Crossflow Fan	Crossflow Fan
	Motor Output x n (W)	27 x 1	27 x 1
	Air Flow Rate H/M/L (CMM)	16.80/15.00/13.20	17.50/15.60/13.80
	Air Flow Rate H/M/L (l/s)	280.00/250.00/220.00	291.67/260.00/230.00
Piping Connections	Liquid Pipe (Φ,mm)	9.52	9.52
	Liquid Pipe (Φ, inch)	3/8"	3/8"
	Gas Pipe (Φ,mm)	15.88	15.88
	Gas Pipe (Φ, inch)	5/8"	5/8"
	Drain Pipe (Φ,mm)	ID 18 HOSE	ID 18 HOSE
Refrigerant	Type	R410A	R410A
	Control Method	EEV INCLUDED	EEV INCLUDED
Sound	Sound Pressure (dB(A))	43.0/40.0/37.0	46.0/45.0/43.0
Dimensions	Net Weight (kg)	12.00	13.00
	Net Dimensions (W×H×D) (mm)	1055 x 299 x 215	1055 x 299 x 215

*Performances are based on the standard test condition.

*Specification maybe subject to change without prior notice.

Individual
Controllers
(Optional)



MWR-WE13N MWR-SH11N MWR-WG00JN

DVM S

SPECIFICATION



CEILING

Model Code		AM056FNCDEH/EU	AM071FNCDEH/EU	AM112JNCDEH/EU	AM140JNCDEH/EU
Features	Type	Ceiling	Ceiling	Ceiling	Big Ceiling
Power Supply	[Φ, #, V, Hz]	1,2,220-240,50	1,2,220-240,50	1,2,220-240,50	1,2,220-240,50/60
System	Mode	HP/HR	HP/HR	HP/HR	HP/HR
Capacity	Cooling [kW]	5.6	7.1	11.2	14.00
	Cooling [Btu/hr]	19,100	24,200	38,200	47,800
	Heating [kW]	6.3	8.0	12.5	16.00
	Heating [Btu/hr]	21,500	27,300	42,700	54,600
Power Input (Nominal)	Cooling [W]	72	80	92	160.00
	Heating [W]	72	77	80	160.00
Current Input (Nominal)	Cooling [A]	0.33	0.35	0.94	1.45
	Heating [A]	0.28	0.29	0.83	1.45
Fan	Type	Sirocco Fan	Sirocco Fan	Sirocco Fan	Sirocco Fan
	Motor	60 x 1	120 x 1	260 x 1	355 x 1
	Air Flow Rate [CMM]	14 / 13 / 12	18 / 16.5 / 15	29.3 / 23.9 / 18.5	36.40 / 30.80 / 26.00
	Air Flow Rate [l/s]	233.33 / 216.67 / 200.00	300 / 275 / 250	488.33 / 398.33 / 308.33	606.66 / 513.33 / 433.33
Piping Connections	Liquid Pipe [Ø, mm]	6.35	9.52	9.52	9.52
	Liquid Pipe [Ø, inch]	1/4	3/8	3/8	3/8
	Gas Pipe [Ø, mm]	12.7	15.88	15.88	15.88
	Gas Pipe [Ø, inch]	1/2	5/8	5/8	5/8
	Drain Pipe [Ø, mm]	ID18 Hose	ID18 Hose	VP25 (OD25,ID 20) mm	VP25 (OD25,ID 20) mm
Refrigerant	Type	R410A	R410A	R410A	R410A
	Control Method	EEV not Included	EEV not Included	EEV INCLUDED	EEV INCLUDED
Sound	Sound Pressure [dB(A)]	40 / 37 / 34	44 / 42 / 40	45 / 41 / 37	46 / 43 / 38
External Dimension	Net Weight [kg]	21	21	33.5	42.5
	Net Dimensions (WxHxD) [mm]	1000 x 650 x 200	1000 x 650 x 200	1350 x 235 x 675	1650 x 235 x 675

*Performances are based on the standard test condition.

*Specification may be subject to change without prior notice.

Individual
Controllers
(Optional)



MWR-WE13N MWR-SH11N MWR-WG00JN

DVMS

SPECIFICATION



ERV

Model Code		AN026JSKLKN/EU	AN035JSKLKN/EU	AN050JSKLKN/EU
Features	Type	ERV	ERV	ERV
Power Supply	[Φ, #, V, Hz]	1,2,220-240,50/60	1,2,220-240,50/60	1,2,220-240,50/60
Performance	Air Volume [CMH]	260	350	500
Power Input	Turbo / High / Low [W]	115 / 80 / 45	115 / 80 / 50	175 / 120 / 65
Current	Turbo [A]	0.70	0.70	1.10
Fan	Air Flow Rate [CMH]	260 / 250 / 180	350 / 350 / 256	500 / 500 / 360
	External Static Pressure [Pa]	100 / 65 / 55	155 / 100 / 83	165 / 100 / 85
Temperature Exchange Efficiency	Cooling [Turbo]	70	70	70
	Cooling [High]	70	70	70
	Cooling [Low]	74	74	74
	Heating [Turbo]	74	78	74
	Heating [High]	74	78	74
	Heating [Low]	75	79	75
Effective Enthalpy Exchange Efficiency	Cooling [Turbo]	50	50	50
	Cooling [High]	50	50	50
	Cooling [Low]	55	55	55
	Heating [Turbo]	70	70	70
	Heating [High]	70	70	70
	Heating [Low]	76	76	76
Noise Level	Sound Pressure (Turbo / High / Low / Quiet) [dBA]	31.00 / 28.00 / 25.00 / 22.00	32.00 / 29.00 / 26.00 / 23.00	35.00 / 32.00 / 28.00 / 24.00
External Dimension	Net Weight [kg]	28.5	42.5	42.5
	Net Dimensions (WxHxD) [mm]	600 x 350 x 660	1012 x 270 x 1000	1012 x 270 x 1000

*Performances are based on the standard test condition.

*Specification maybe subject to change without prior notice.

Individual
Controllers
(Optional)



MWR-VH12N

DVMS

SPECIFICATION



ERV

Model Code		AN080JSKLKN/EU	AN100JSKLKN/EU
Features	Type	ERV	ERV
Power Supply	[Φ, #, V, Hz]	1,2,220-240,50/60	1,2,220-240,50/60
Performance	Air Volume [CMH]	800	1000
Power Input	Turbo / High / Low [W]	330 / 230 / 125	450 / 280 / 155
Current	Turbo [A]	2.1	2.9
Fan	Air Flow Rate [CMH]	800 / 800 / 560	1000 / 1000 / 690
	External Static Pressure [Pa]	155 / 90 / 80	155 / 90 / 80
Temperature Exchange Efficiency	Cooling [Turbo]	70	70
	Cooling [High]	70	70
	Cooling [Low]	74	74
	Heating [Turbo]	77	74
	Heating [High]	77	74
	Heating [Low]	78	75
Effective Enthalpy Exchange Efficiency	Cooling [Turbo]	50	50
	Cooling [High]	50	50
	Cooling [Low]	55	55
	Heating [Turbo]	70	70
	Heating [High]	70	70
	Heating [Low]	76	76
Noise Level	Sound Pressure (Turbo / High / Low / Quiet) [dBA]	36.00 / 33.00 / 29.00 / 25.00	37.00 / 34.00 / 30.00 / 26.00
External Dimension	Net Weight [kg]	67	67
	Net Dimensions (WxHxD) [mm]	1220 x 340 x 1135	1220 x 340 x 1135

*Performances are based on the standard test condition.

*Specification maybe subject to change without prior notice.

Individual
Controllers
(Optional)



MWR-VH12N



FLOOR STANDING

Model code		AM036MNFDEH/EU	AM056MNFDEH/EU	AM071MNFDEH/EU
Type		FLOOR STANDING	FLOOR STANDING	FLOOR STANDING
Power Supply (Φ, #, V, Hz)		1,2,220-240,50	1,2,220-240,50	1,2,220-240,50
Mode type		HP/HR	HP/HR	HP/HR
Capacity	Cooling (kW)	3.60	5.60	7.10
	Cooling (Btu/h)	12,300	19,100	24,200
	Heating (kW)	4.00	6.30	8.00
	Heating (Btu/h)	13,600	21,500	27,300
Power Input (Nominal)	Cooling (W)	22.00	42.00	42.00
	Heating (W)	22.00	42.00	42.00
Current Input (Nominal)	Cooling (A)	0.20	0.37	0.37
	Heating (A)	0.20	0.37	0.37
Fan	Type	Sirocco Fan	Sirocco Fan	Sirocco Fan
	Motor Output x n (W)	-	-	-
	Air Flow Rate H/M/L (CMM)	10.00/8.50/6.00	15.50/14.00/11.00	15.50/14.00/11.00
	Air Flow Rate H/M/L (l/s)	166.67/141.67/100.00	258.33/233.33/183.33	258.33/233.33/183.33
	External Pressure (mmAq)	0.00/3.00/6.00	0.00/3.00/6.00	0.00/3.00/6.00
	External Pressure (Pa)	0.00/29.42/58.84	0.00/29.42/58.84	0.00/29.42/58.84
Piping Connections	Liquid Pipe (Φ,mm)	6.35	6.35	9.52
	Liquid Pipe (Φ, inch)	1/4"	1/4"	3/8"
	Gas Pipe (Φ,mm)	12.70	12.70	15.88
	Gas Pipe (Φ, inch)	1/2"	1/2"	5/8"
	Drain Pipe (Φ,mm)	ID 18 HOSE	ID 18 HOSE	ID 18 HOSE
Refrigerant	Type	R410A	R410A	R410A
Sound	Sound Pressure (dB(A))	37.0/32.0/27.0	40.0/36.0/32.0	40.0/36.0/32.0
Dimensions	Net Weight (kg)	22.00	27.00	27.00
	Net Dimensions (W×H×D) (mm)	945 x 600 x 220	1225 x 600 x 220	1225 x 600 x 220

*Performances are based on the standard test condition.

*Specification maybe subject to change without prior notice.

Individual
Controllers
(Optional)



MWR-WE13N MWR-SH11N MWR-SH00N

CONTROL SYSTEM





CONTROL SYSTEM

Manage and monitor single or multiple units conveniently from a central, remote location



Flexible and Efficient

Samsung Control System offers convenient, centralised control of individual indoor units or entire groups of multiple units. Using a variety of controls, users can centrally manage and control multiple functions on their air conditioning units.

Integrated Management

Samsung's Integrated Management System provides an easy way to manage a large number of air conditioning units at once. This integrated system helps users control, monitor, manage and maintain every little detail of their air conditioning needs. Supporting convenient and optimised management, Samsung's Integrated Management System is an ideal solution for managing large and middle-sized buildings with many indoor and outdoor units.

System Controller

Samsung's control system offers various control options for indoor units. Users can control multiple units individually or simultaneously in groups to optimise convenience.

Building Management

Samsung Building Management System (BMS) makes it possible to control and monitor the air conditioning network using the remote control and monitoring function. Optimum control keeps the air conditioning system efficient, saves energy, reduces maintenance costs and extends the lifespan of the units.

Applications

Samsung System Air Conditioner products include a full spectrum of offerings so users can find the most convenient, efficient air conditioning system to suit their needs.

INDIVIDUAL CONTROL

SIMPLE & CONVENIENT OPERATION

Wireless Remote Controller

Standard with Wind-Free

- Wind-Free™ On/Off
- Filter replacement alarm reset
- Simple On/Off timer
- Indoor unit option code setting
- Temperature setting range
 - Auto/Cool/Dry : 18°C (65°F) ~ 30°C (86°F)
 - Heat : 16°C (61°F) ~ 30°C (86°F)
- Direct/Indirect function On/Off
 - Motion Detect Sensor necessary
- Net dimensions (W x H x D): 48 x 138 x 24mm

AR-EH03E



Wireless Remote Controller

- Wind-Free Mode Cooling Only Function
- Operation ON/OFF control
- Fan speed control
- Operation temperature setting
- Filter replacement alarm reset
- Air swing control
- Simple ON/OFF timer
- Indoor unit option code setting
- Option/Setting selection

AR-EC03E



Wireless Remote Controller

for 360 Cassette

- 360 Cassette air flow direction control
- Filter replacement alarm reset
- Simple On/Off timer
- Indoor unit option code setting
- Temperature setting range
 - Auto/Cool/Dry : 18°C (65°F) ~ 30°C (86°F)
 - Heat : 16°C (61°F) ~ 30°C (86°F)
- Direct/Indirect function
- Air Flow Direction Indicator
 - Spot / Mid / Wide / Swing
- Net dimensions (W x H x D): 55 x 166 x 28mm

AR-KH03E



Wired Remote Controller

Standard type

- Air conditioner/ERV operation setting (Horizontal air flow, Wind-Free™)
- LCD Backlight
- Air conditioner/ERV error monitoring
- Air conditioner individual blade control
- Filter cleaning alert/reset alert time
- Air conditioner/ERV interlocking control
- Energy saving control
- Automatic operation stop function
- Weekly operation schedule setting
- Button restriction function
- Built-in room temperature sensor
- Real time clock (Daylight Savings Time)
- Control max. 16 indoor units (Air conditioner + ERV) in group with single wired remote controller
- Net dimensions (W x H x D): 120 x 124 x 19.5mm

MWR-WE13N



INDIVIDUAL CONTROL

SIMPLE & CONVENIENT OPERATION

Wired Remote Controller

Touch Simple type

- Touch screen wired remote controller
- LCD Backlight
- IR receiver is included
- Away function
- Quiet mode, Sleep mode
- Reset filter cleaning alert indicator
- Air conditioner Individual/group control
- Operation On/Off timer function
- Wind-Free™/Long horizontal wind
- Button locking function
- Eliminate Operation Mode function : Auto/Cool/Dry/Fan/Heat mode
- Built-in room temperature sensor
- °C / °F Convertible
- Relative temperature setting function : -3 ~ +3°C setting
- Control max. 16 indoor units in group with a single wired remote controller
- Net dimensions (W x H x D): 94.2 x 122 x 19.5mm

MWR-SHIIN



Wired Remote Controller

Simple type

- Simplified wired remote controller
- Air conditioner operation On/Off control
- Fan speed control
- Setting operation mode and temperature
- Reset filter cleaning alert indicator
- Adjust air flow direction
- Operation On/Off timer function
- Net dimensions (W x H x D): 75 x 122 x 16.6mm

MWR-SH00N



Wired Remote Controller

Standard type

- Full color 4.3" LCD screen
- Easy and Intuitive UI
- LCD Backlight
- Dual Set Point
- Auto Change Over
- Energy Consumption monitoring
- Multiple Language support*
- IR receiver is included
- Daylight Savings Time
- °C / °F Convertible
- Indoor model number display
- Error list display
- Built-in room temperature sensor
- SD slot
- Net dimensions (W x H x D): 120 x 120 x 19mm

MWR-WG00JN



Wired Remote Controller

for ERV

- ERV only controller
- Operation mode setting
- Fan speed control
- Filter replacement alarm display and reset
- Away mode
- Simple On/Off timer
- Control max. 16 ERV units in group with single wired remote controller
- Net dimensions (W x H x D): 75 x 122 x 16.6mm

MWR-VH12N



CENTRALISED CONTROL

EASY MANAGEMENT

Touch Centralized Controller **MCM-A300N**

- 7 inch touch LCD controller
- Controls max. 128 indoor units
- Controls max. 12 zones
- Schedule control, Indoor unit usage restriction, View indoor unit error history
- Net dimensions (W x H x D): 205 x 163 x 38mm



Interface for Central Remote Controllers **MIM-N01**

Provides a communication interface between outdoor units and the upper level controller, which uses a different type of communication.

- Connect 1 interface module to 1 outdoor unit
- Individual control - Maximum 48 indoor units
- Detecting communication type automatically: Judge the communication type of the upper level controller according to communication type of the outdoor unit
- Supported communication type
 - Conventional communication outdoor unit
↔ New communication upper level controller
 - New communication outdoor unit
↔ Conventional communication upper level controller
- Net dimensions (W x H): 50 x 80mm



ERV Interface Module **MIM-N10**

- Communication interface module between ERV and controller
- Connect 1 ERV interface module to max. 16 ERVs
- Individual control – max. 16 ERVs
- Group control – max. 16 groups
- Supported communication type
 - Conventional communication ERV
↔ New communication upper level controller
 - New communication ERV
↔ Conventional communication upper level controller
 - New communication ERV
↔ New communication upper level controller
- Net dimensions (W x H): 50 x 80mm



Thermostat KIT **MIM-A60N**

The Thermostat Kit lets you operate a Samsung system air conditioner using a 3rd Party thermostat.

- Compatible products: DVM, CAC, FJM, RAC with NASA communication.
 - Need one Thermostat Kit per indoor unit
- Supply Power: 24VAC
- Controlled mode: Cooling/Heating/FAN/On-Off
- Net dimensions (W x H x D): 130 x 132 x 38mm



* The 3rd party thermostat should be connected to the Thermostat Kit by wires from the Cooling(Y), Heating(W) and Fan(G) terminals.

DMS 2.5

CENTRALISED CONTROL

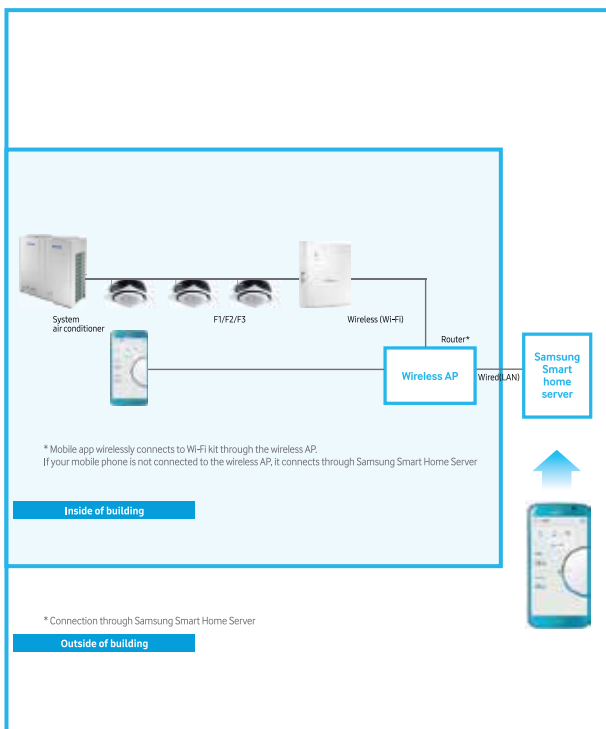
MIM-D01AN



- Built-in web server for PC-independent management and remote access control
- Multiple upper-layer control access (S-NET 3, Web-client)
- Weekly/Daily schedule control
- Power distribution function
- Current time management even during power failure (for 24 hours)
- Emergency stop function with simple contact interface
- Individual/Group control of up to 256 indoor units, AHU and ERV
- User editable control logic
- Accessible level management.
- Dynamic security management
- Operation & error history management
- Data storage in non-volatile memory & SD memory
- Net dimensions (W x H x D): 240 x 255 x 65mm

Wi-Fi® Kit Connection

Schedule Control



MIM-H04N



- **Enhanced Convenience**
 - Voice Control available through a smartphone with Bixby
 - Connected home with affordable units in every home using SmartThings
 - Welcome cooling and heating based on Geo-fencing
 - Individual indoor unit control
- **Personalized Climate Environment**
 - Preferred automation
 - Multi-device experience interoperable with smart appliances
- **Energy Usage Monitoring**
 - Current and daily, weekly or monthly energy usage** of the outdoor unit

** Calculated by Samsung's own algorithm, it cannot be used as a legal basis.
- **Provides ease of installation**
 - Easy set-up possible for up to 16 indoor units at once
- Net dimensions (W x H x D): 185 x 130 x 29mm

BUILDING MANAGEMENT SYSTEM

SIMPLE & CONVENIENT OPERATION

LonWorks Gateway **MIM-B18BN**

The LonWorks gateway is an interface for Lon-Connection to the LonWorks management system, providing you with a more convenient way to manage your air conditioning system. It can control a maximum of 128 indoor units, used in combination with S-NET 3.

- Exclusive use for DMS 2.5 power distribution
- Connection with up to 8 watt-hour meters
- Pulse interface with watt-hour meters
- Watt hour meter - by 3rd party



BACnet Gateway **MIM-B17BN**

With the BMS control and monitoring function, the BACnet gateway makes it easy to control the air conditioning network in various ways. The BACnet gateway can control up to 256 indoor units.

- Interface for the BACnet management system
- Maximum 256 indoor units plus ERVs support with a maximum of 80 interface modules
- Includes DMS 2.5 functions
- Net dimensions (W x H x D): 240 x 255 x 65mm



Modbus Interface Module **MIM-B19N**

A BMS or 3rd controller can control a Samsung SAC by using the Modbus protocol.

- BMS unit protocol: Modbus RS485 (2 wires, max. 1,000m)
- Unit connection protocol: Samsung Control Layer Protocol (R1/R2)
- Max. No. of connection units: 1 outdoor unit (4 outdoor units including sub units in the case of modular installation) and 48 indoor units
- Modbus interface module address range : up to 247
- Net dimensions (W x H): 50 x 80mm



S-Converter **MIM-C02N**

Communication converting module to connect a Samsung system air conditioner to a PC

- Main reasons for use
 - To connect with test run program [Test run program]
 - S-NET Pro: Conventional communication
 - S-NET Pro2: New communication
- Net dimensions (W x H x D): 66 x 92 x 28mm



Watt-hour Meter Interface Module **MIM-B16N PIM (Pulse Input Module)**

The Watt-hour Meter Interface Module can be exclusively used for DMS 2.5 power distribution, displaying power consumption for each watt-hour meter.

- Exclusive use for DMS 2.5 power distribution
- Connection with up to 8 watt-hour meters
- Pulse interface with watt-hour meters
- Watt hour meter - by 3rd party



S-NET 3

INTEGRATED AND COMPLETE CONTROL S-NET 3

MST-P3P

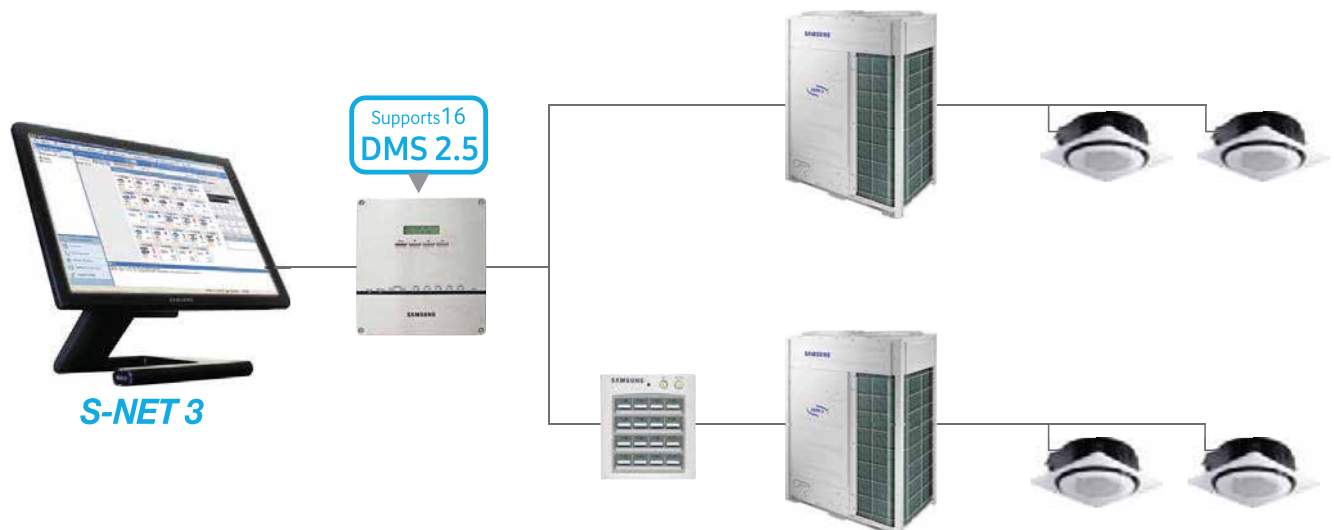
INTEGRATED AND COMPLETE CONTROL S-NET 3



S-NET 3 is a complex management program that controls and monitors a complete air conditioner network system. The S-NET series provides flexible and complete control for a variety of applications.

- Connect up to 16 DMSs using Ethernet
- Control and Monitoring
- Schedule Control
- Zone Management
- Power Distribution Management
- History Management

S-NET 3 system configuration



GUESTROOM MANAGEMENT MODULE

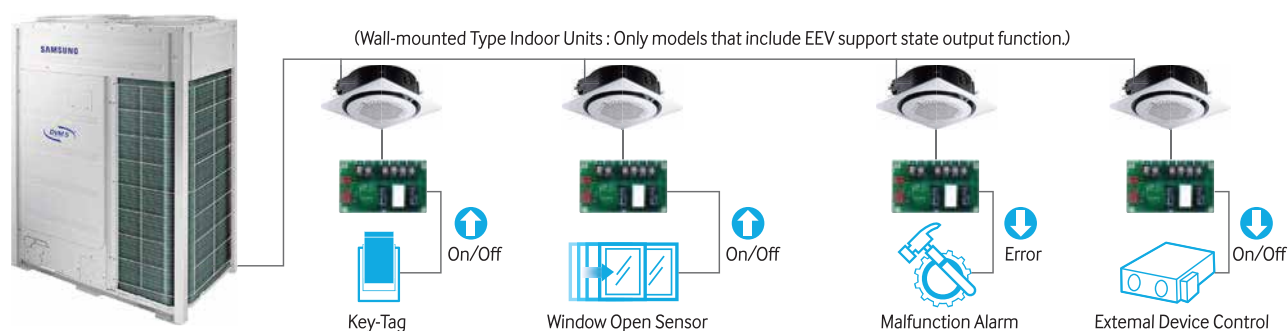
GUESTROOM MANAGEMENT MODULE

Guest Room Management system saves you energy and money on cooling an unoccupied room. The air conditioner is activated when Key-Tag is in place and turns off when Key-Tag is removed.

External Contact Interface Module **MIM-B14**

Samsung Guestroom Management System saves users the energy and money wasted on cooling an unoccupied room. The air conditioner is activated when the Key-Tag is in place and turns off when the Key-Tag is removed. An external contact interface module provides direct indoor unit control via an external contact signal, as well as window-synchronized indoor unit control. The emergency control function features simple contact input. Plus the module generates indoor unit operation/error state output through relay contacts.

- Direct indoor unit control by external contact signal
- Window-synchronised indoor unit control
- Emergency control with simple contact input
- Indoor unit operation/error state output through relay contacts



SMART BUILDING SOLUTION

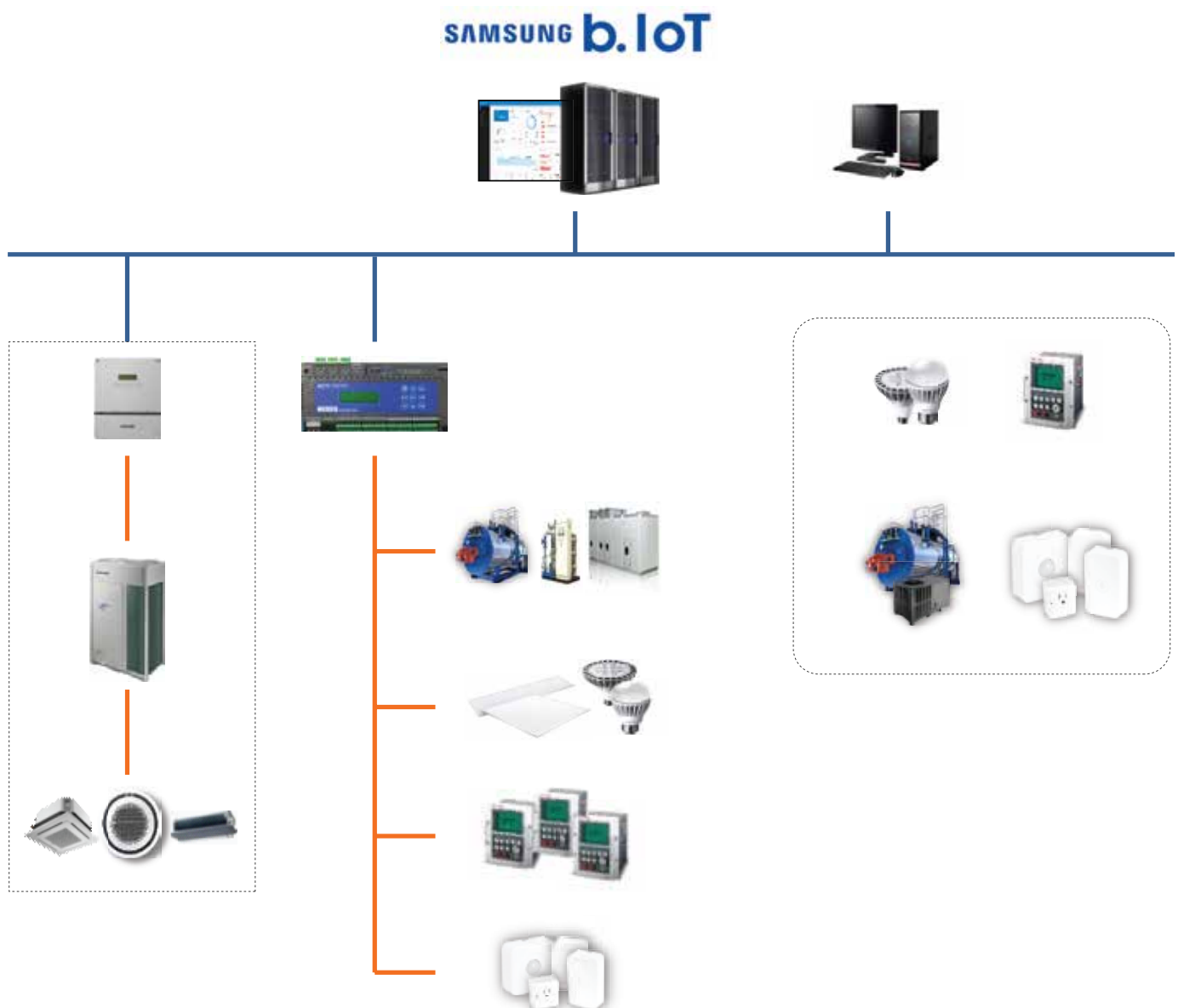
INTRODUCTION

Samsung b.IoT is a building management solution that can efficiently manage and save energy. It is an open platform with great expandability and compatibility, that enables integrated control of the facility's major systems, such as VRF and 3rd party devices via BACnet interface.

The Samsung b.IoT supports:

- The efficiency of installation period
- Installation and operation cost reduction
- Optimized energy efficiency operation
- Efficient management of integrated systems installed in the building - VRF

SYSTEM ARCHITECTURE

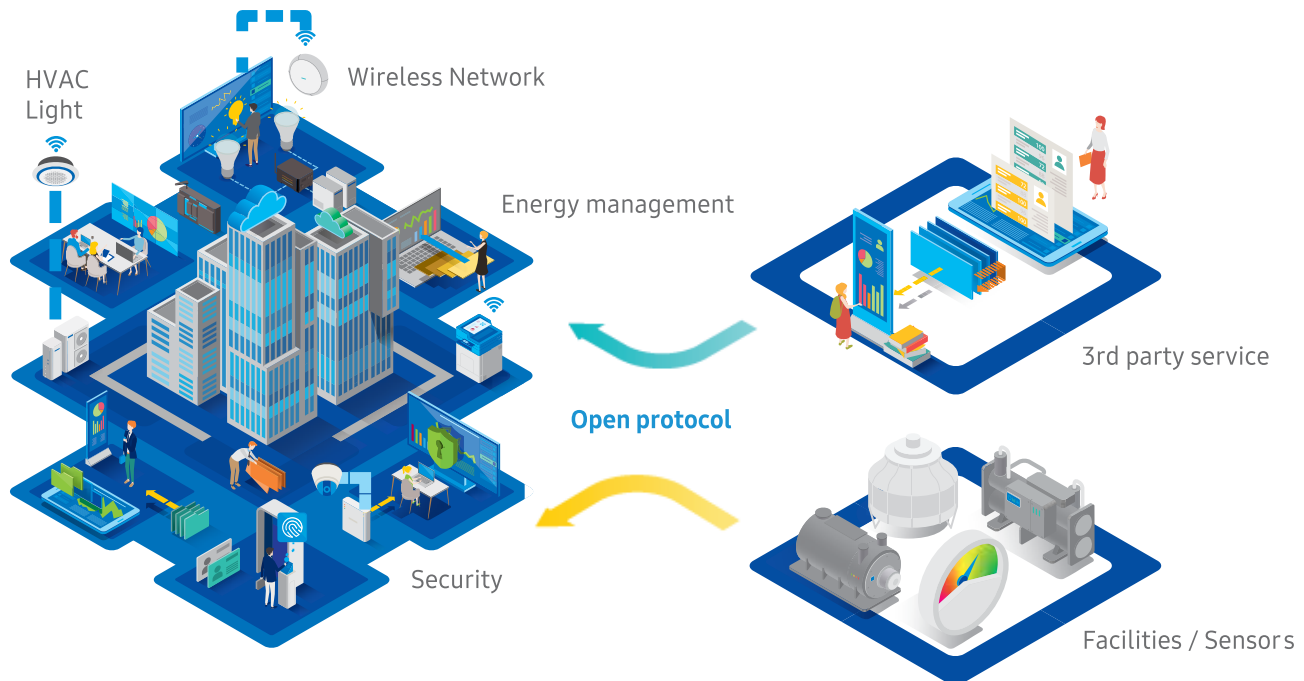


SMART BUILDING SOLUTION

FEATURE

The Samsung b.iIoT provides:

1. Open Platform:
 - Supports Open Protocol(BACnet) and API for integration of various devices.
 - Integrates various sensors and devices wirelessly via IoT G/W.



2. Easy and Smart Operation:
 - Optimal operation for Samsung VRF
 - Intuitive Graphic UI & Convenient Rule editor for various solution
 - Trends & Alarm lookup



Figure1: Dash Board



Figure2: 2D Layout



Figure3: Trend & Excel Exporting



Figure4: Alarm & Excel Exporting

SMART BUILDING SOLUTION

3. Effective Energy Usage Management:

- Optimal operation for Samsung VRF
- Intuitive Graphic UI & Convenient Rule editor for various solution
- Trends & Alarm lookup



Figure5: Usage Analysis

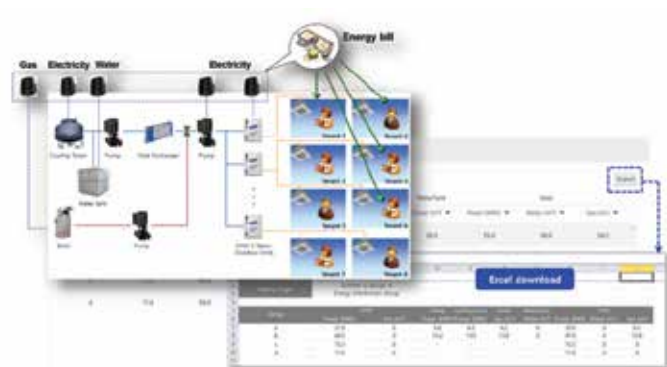



Figure6: Consumption Distribution

4. Intelligent Energy Saving Algorithms:

- Data-Based Comfort Control
- Learning-Based Control
- Occupancy-Based Control
- Inefficient Operation Detection

























CONTROL SYSTEM

Controller Line up & Comaptibility Table

CLASSIFICATION	PRODUCT	MODEL NAME	PRODUCT IMAGE	COMPATIBILITY TABLE									
				DVM	CAC	DVM CHILLER	WATER FCU	FCU KIT	ERV	ERV KIT	ERV PLUS	PAC	AHU KIT
Individual Control System	Wireless Remote Controller	AR-EH03E AR-EC03E		•	•		•	•					•
	Wireless Remote Controller (360 Cassette Only)	AR-KH03E		•	•		•						
	Wired Remote Controller	MWR-WE13N		•	•		•	•	•		•		•
	Wired Remote Controller - Simple Type	MWR-SH00N		•	•		•	•					
	Wired Remote Controller - Touch Simple Type	MWR-SH11N		•	•		•	•					
	ERV Wired Remote Controller	MWR-VH12N							•		•		
	Receiver Kit (Duct Only)	MRK-A10N		•	•								
	Wired Remote Controller - New Standard type	MWR-WG00JN		•	•			•	•		•		
Centralised Control System	Touch Centralized Controller	MCM-A300N		•	•	•	•	•	•	•	•	•	•
	Onoff Controller	MCM-A202DN		•	•	•	•	•	•		•	•	•
	Wi-Fi Kit	MIM-H04N		•	•		•		•	•	•	•	•
	Module Controller	MCM-A00N				•							
Integrated Management System	DMS2.5	MIM-D01AN		•	•	•	•	•	•	•	•	•	•
	S-NET3	MST-P3P		•	•				•		•	•	•
Interface & Gateway	BACnet Gateway	MIM-B17BN		•	•	•	•	•	•	•	•	•	•
	Lonworks Gateway	MIM-B18BN		•	•	•	•	•	•	•		•	•
	PIM (Pulse Interface Module)	MIM-B16N		•	•	•	•	•	•	•	•	•	•
	External Contact Interface Module	MIM-B14		•	•	•	•	•	•		•	•	•
	Interface Module	MIM-N01		•	•						•	•	•
	Modbus Interface Module	MIM-B19N		•	•	•	•	•	•		•		•
	ERV Interface Module	MIM-N10							•	•			
Installation / Test run Solution	S-Converter	MIM-C02N		•	•	•	•	•	•	•	•	•	•
Others	External Room Sensor	MRW-TA		•	•		•	•					
	Operation Mode Selection Switch	MCM-C200		•									
	MTFC (Multi Tenant Function Controller)	MCM-C210N		•									

CONTROL SYSTEM

Accessories

CLASSIFICATION	MODEL NAME	PRODUCT IMAGE	APPLICATION
1-Way Cassette Front Panel	PC1MWSKAN		New Air Fluid Design
	PC1NWSMAN		New Air Fluid Design
	PC1BWSMAN		New Air Fluid Design
	PC1NUSMAN		1 Way Cassette
WindFree™ 1-Way Cassette Front Panel	PC1NWFMAN		WindFree™ Type
	PC1MWFMAN		
	PC1BWFMAN		
2-Way Cassette Front Panel	PC2NUSMEN		-
360 Cassette Front Panel	PC4NUDMAN		Square in White Color
	PC4NBDMAN		Square in Black Color
	PC4NUNMAN		Circle (Exposed Installation) in White Color
	PC4NBNMAN		Circle (Exposed Installation) in Black Color
4-Way Cassette Front Panel	PC4NUSKAN		Waffle Type
	PC4NUSKEN		Classic Type
	PC4NBSKAN		Black Color
WindFree™ 4-Way Cassette Front Panel	PC4NUFMAN		WindFree™ Type
4-Way Cassette (600x600) Front Panel	PC4SUSMAN		Waffle Type
	PC4SUSMEN		Classic Type
WindFree™ 4-Way Cassette (600x600) Front Panel	PC4SUFMAN		WindFree™ Type
Virus Doctor	MSD-CAN1		For Cassettes
	MSD-EAN1		For ERV & Duct
Motion Detect Sensor	MCR-SMA		For 4-Way Cassette
	MCR-SMC		For WindFree™ 4-Way Cassette
	MCR-SMD		For WindFree™ 4-Way Cassette (600x600)
	MCR-SME		For 360 Cassette

CONTROL SYSTEM

Accessories

CLASSIFICATION	MODEL NAME	PRODUCT IMAGE	APPLICATION
Y- joint	MXJ-YA1509M		15.0 kW (51 MBH) and below
	MXJ-YA2512M		Over 15.0~40.0 kW (51~136 MBH) and below
	MXJ-YA2812M		Over 40.0~45.0 kW (136~154 MBH) and below
	MXJ-YA2815M		Over 45.0~70.3 kW (154~240 MBH) and below
	MXJ-YA3419M		Over 70.3~98.4 kW (240~336 MBH) and below
	MXJ-YA4119M		Over 98.4~135.2 kW (336~461 MBH) and below
	MXJ-YA4422M		Over 135.2 kW (461 MBH)
Y-Joint (HR Only)	MXJ-YA1500M		22.4 kW (76 MBH) and below
	MXJ-YA2500M		Over 22.4~70.3 kW (76~240 MBH) and below
	MXJ-YA3100M		Over 70.3~ 135.2 kW (240~461 MBH) and below
	MXJ-YA3800M		Over 135.2 kW (461 MBH)
Y-Joint (Outdoor Unit)	MXJ-TA3419M		135.2 kW and below
	MXJ-TA4122M		140.2 kW and Over
Y-Joint (HR Outdoor Unit)	MXJ-TA3100M		135.2 kW and below
	MXJ-TA3800M		140.2 kW and Over
Distribution Header	MXJ-HA2512M		45.0 kW and below (for 4 rooms)
	MXJ-HA3115M		70.3 kW and below (for 8 rooms)
	MXJ-HA3819M		Over 70.3 kW ~ 135.2 kW and below (for 8 rooms)
Heat Recovery Changer	MCU-R4NEK1N		-
	MCU-S6NEK3N		-
MCU Kit	MCU-S6NEE1N		Below 6 indoor units, below 56 kW (192MBH)
	MCU-S4NEE1N		Below 4 indoor units, below 56 kW (192MBH)
	MCU-S4NEE2N		Below 2 large capacity indoor unit, below 56 kW (192MBH)
	MCU-S2NEK1N		Below 2 indoor units, below 28 kW (96MBH)
	MCU-S6NEK2N		Below 61.6 kW (216MBH)
	MCU-S4NEK3N		Below 61.6 kW (216MBH)
	MCU-S2NEK2N		Below 32 kW (108MBH)
	MCU-S1NEK1N		Below 16 kW (54MBH)
EEV Kit	MXD-E24K132A		2 Indoor
	MXD-E24K200A		
	MXD-E32K200A		
	MXD-E24K232A		3 Indoor
	MXD-E24K300A		
	MXD-E32K224A		
	MXD-E32K300A		1 Indoor
	MEV-E24SA		
	MEV-E32SA		
PDM Kit	MXD-A38K2A		8~12 HP
	MXD-A12K2A		14~16 HP
	MXD-A58K2A		18~26 HP

MEMO